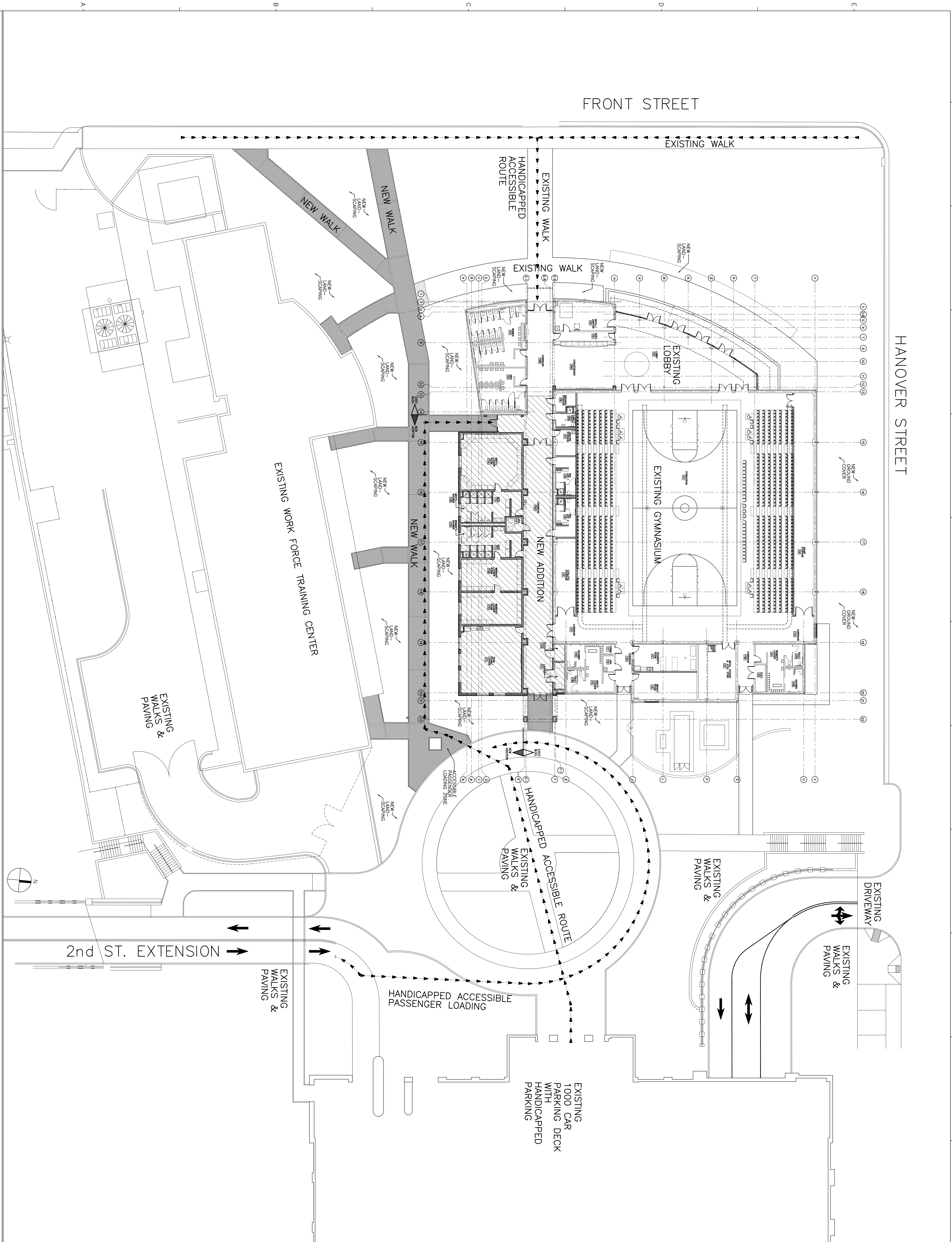


HANOVER STREET

FRONT STREET

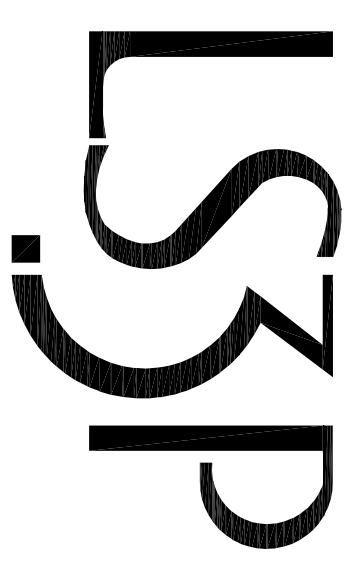


SCHWARTZ CENTER RENOVATION & ADDITION

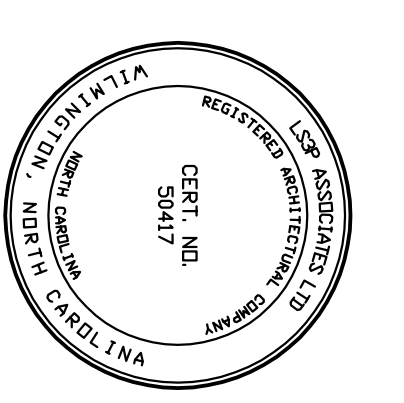
CAPE FEAR COMMUNITY COLLEGE

CONSTRUCTION DOCUMENTS

DEPT. OF COMMUNITY COLLEGES  
SCHWARTZ CENTER  
RENOVATION & ADDITION  
STATE ID #: 16-14200-01A  
NCCCS # 2102



LS3P ASSOCIATES LTD.  
101 NORTH THIRD STREET SUITE 500  
WILMINGTON, NORTH CAROLINA 28401  
TEL: 910.797.1111 WWW.LS3P.COM



MEMBERS OF THE AMERICAN INSTITUTE OF ARCHITECTS  
COPYRIGHT 2017 ALL RIGHTS RESERVED  
DOCUMENTATION MAY NOT BE REPRODUCED  
IN ANY FORM WITHOUT WRITTEN  
PERMISSION FROM LS3P ASSOCIATES LTD.

REVISIONS:

PROJECT: 7202-165060  
DATE: 06/09/2017  
DRAWN BY: ACA  
CHECKED BY: ACA

ARCHITECTURAL SITE PLAN

A-000

ARCHITECTURAL SITE PLAN - NEW WORK

SCALE: 1/8" = 1'-0"

01

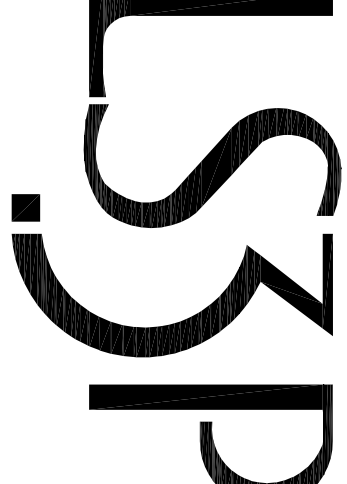
SOLUTIONS THROUGH LISTENING  
SERVICE BY DESIGN

**SCHWARTZ  
CENTER  
RENOVATION  
& ADDITION**


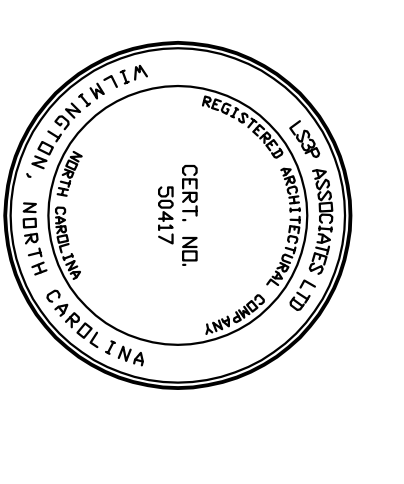
**CAPE FEAR  
COMMUNITY  
COLLEGE**

**CONSTRUCTION  
DOCUMENTS**

DEPT. OF COMMUNITY COLLEGES  
SCHWARTZ CENTER  
RENOVATION & ADDITION  
STATE ID #: 16-1420-01A  
NCCCS # 2102



**LSP ASSOCIATES LTD.**  
101 NORTH THIRD STREET SUITE 500  
WILMINGTON, NORTH CAROLINA 28401  
TEL: 910.791.1111 WWW.LSP.COM



MEMBER OF THE AMERICAN INSTITUTE OF ARCHITECTS  
COPYRIGHT 2017 ALL RIGHTS RESERVED  
DOCUMENTATION MAY NOT BE REPRODUCED  
IN ANY FORM WITHOUT WRITTEN  
PERMISSION FROM LSP ASSOCIATES LTD.

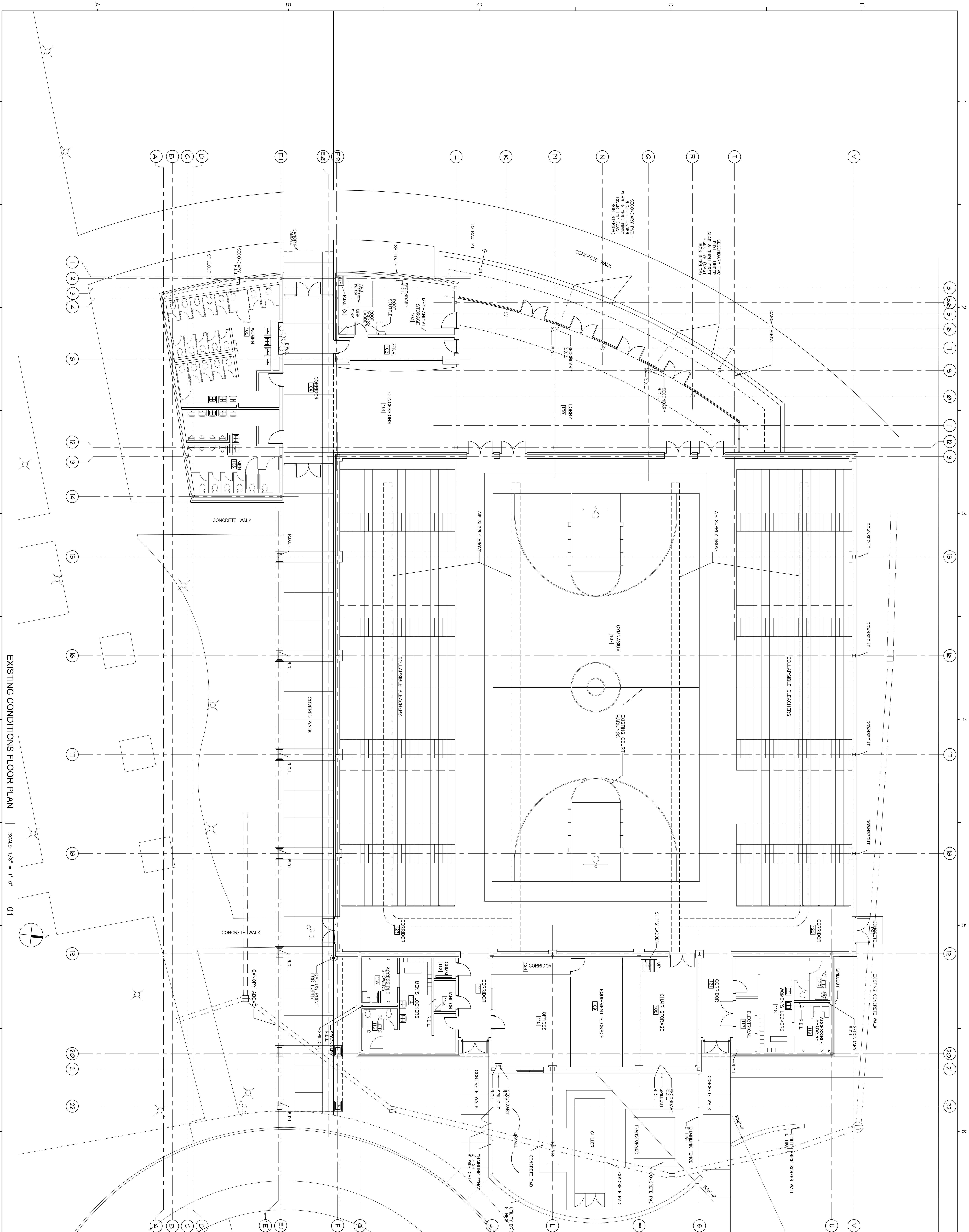
REVISIONS:

PROJECT: 7202-151059  
DATE: 05/09/2017  
DRAWN BY: ACA  
CHECKED BY: ACA

**EXISTING  
CONDITIONS  
FLOOR PLAN**

**A-100**

SOLUTIONS THROUGH LISTENING  
SERVICE BY DESIGN





EXISTING CONDITIONS FLOOR PLAN

SCALE: 1/8" = 1'-0"

01





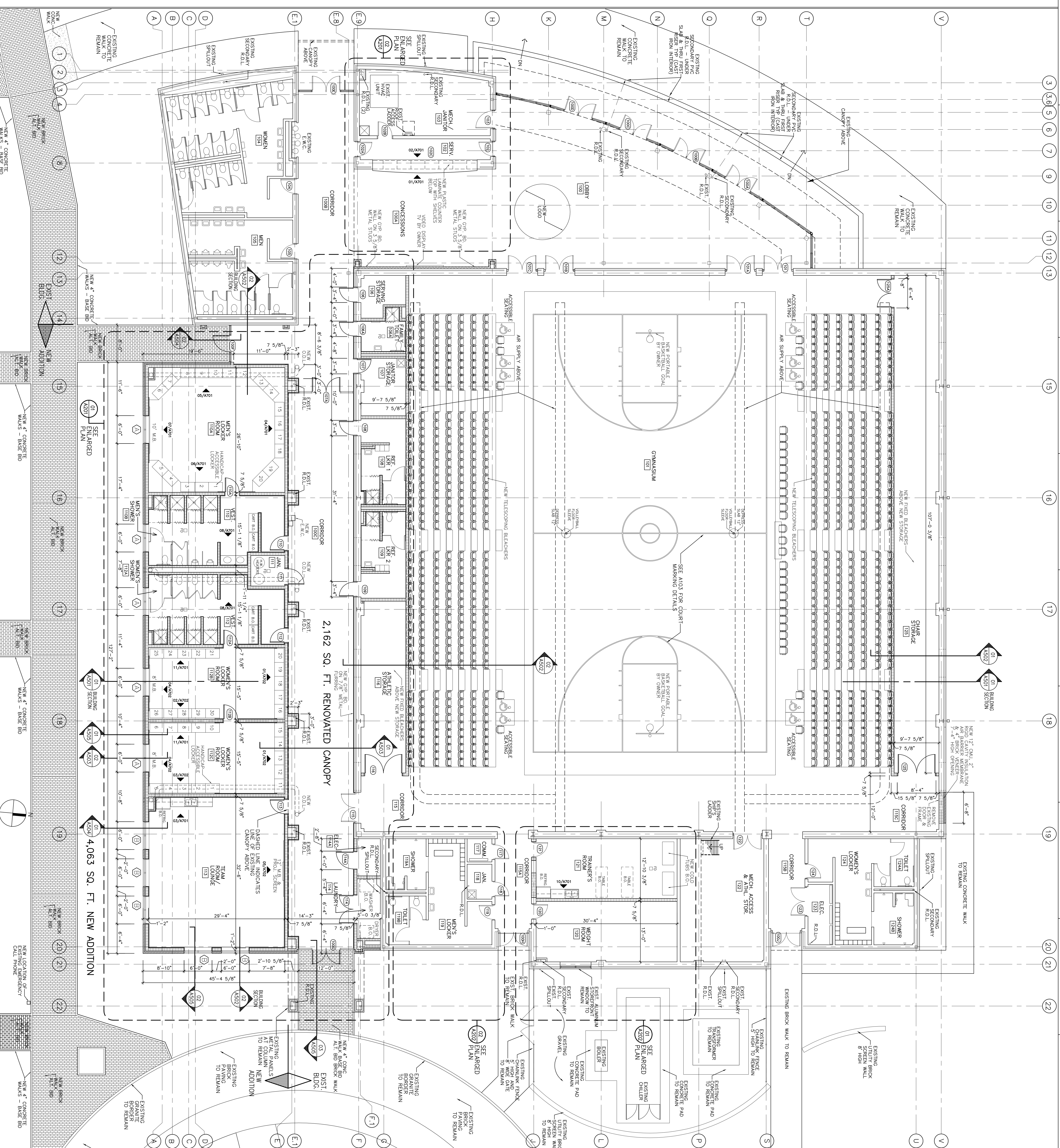
MEMBER OF THE AMERICAN INSTITUTE OF ARCHITECTS  
COPYRIGHT 2017 ALL RIGHTS RESERVED  
NO PART OF THIS DOCUMENT OR ITS CONTENTS MAY BE REPRODUCED  
OR TRANSMITTED IN ANY FORM WITHOUT WRITTEN  
PERMISSION FROM LSP ASSOCIATES LTD.

REVISIONS:

PROJECT: 7202-160690  
DATE: 05/05/2017  
DRAWN BY: ACA  
CHECKED BY: ACA

FLOOR PLAN  
NEW WORK

A-101



FLOOR PLAN - NEW WORK SCALE: 1/8" = 1'-0" 01

INDEX OF ABBREVIATIONS NO SCALE 03

ABBREVIATIONS:

ACOUS.	ACOUSTIC CEILING TILE
A.F.F.	ABOVE FINISH FLOOR
BLDG.	BUILDING
B.O.	BY OWNER
B.O. (C.A.)	BY OWNER CONTRACT ADMINISTRATION
C.L.	COLUMN LINE/CENTER LINE
C.O.U.	CONCRETE MASONRY UNIT
C.A.M.U.	CONCRETE MASONRY UNIT
D.F.	DRINKING FOUNTAIN - SEE PLUMBING
D.F.W.S.	DRINKING FOUNTAIN - SEE PLUMBING
E.N.C.	ELECTRIC WATER COOLER
E.N.L.	ELECTRIC WATER COOLER
F.B.O.	FLOOR DRAIN, SEE PLUMBING
F.E.	FIRE EXTINGUISHER & BRACKET (MOUNT 4'-0" A.F.F. TO CENTER)
F.E.C.	FIRE EXTINGUISHER AND CABINET (MOUNT 4'-0" A.F.F. TO CENTER)
G.A.V.	GALVANIZED
G.C.	GENERAL CONTRACTOR
H/C	HANDICAPPED BOARD
H.V.C.	HEATING & AIR CONDITIONING
H.K.S.	LOCKERS
M.B.	MECHANICAL
M.R.	MARKER BOARD
M.T.L.	MECHANICAL TELESCOPING BLEACHERS
P.L.B.G.	PLUMBING
P.P.T.	PENETRATION PROTECTION
R.O.L.	ROOF LAYER
R.O.L.	ROOF DRAIN LEADER
REN.F.	REINFORCING
SECT.	SECTION
S.M.S.	SMALL MASONRY
T.B.	TELEVISION MONITOR (BY OWNER)
T.V.	TELEVISION MONITOR (BY OWNER)
U.O.N.	UNITS
W/D	WASHER/DRYER BY OWNER

GENERAL NOTES:

1. NEW EXTERIOR WALLS ARE 4" NOMINAL BRICK (3 5/8").
2. NOMINAL AIR SPACES (2 3/4") WITH CONCRETE WALL UNITS (7 5/8") FOR A TOTAL WALL THICKNESS OF 1'-2" UNLESS NOTED OTHERWISE. SEE ROOM FINISH SCHEDULE FOR PAINTED Gypsum BOARD ON METAL FRAMING AND TILE FINISH.
3. ALL NEW INTERIOR WALLS ARE 4" & 6" & 8" NOMINAL CONCRETE MASONRY UNITS UNLESS INDICATED OTHERWISE. SEE FLOOR PLAN FOR WALL THICKNESSES. SEE ROOM FINISH SCHEDULE FOR FINISHES.
4. ALL INTERIOR WALLS ARE REINFORCED TO FACE OF CONCRETE BLOCK. METAL STUDS SHALL BE 1 3/4" METAL FRAMING AT 16" O.C. ALL CERAMIC WALL TILE IS THIN SET TILE.
5. EXCEPT WHERE INDICATED OTHERWISE, EXTEND ALL INTERIOR WALLS TO TOP OF FINISHED FLOOR FINISH AND FINISH WITH WALLS BETWEEN LOCKER ROOMS AND AT TEAM ROOM SHALL EXTEND TO THE ROOF DECK.
6. TORSION BOARD WALLS SHALL BE PAINTED IMPACT RESISTANT AND SOUND ATTENUATION BATS. EXTEND Gypsum STUDS WITH SOUND ATTENUATION BATS. EXTEND Gypsum BOARD WALLS UP TO 10'-0" A.F.F. OR 4' ABOVE HIGHEST ADJACENT CEILING WHICHEVER IS HIGHER.
7. ALL NEW CORRIDOR WALLS SHALL BE ONE HOUR PROTECTED.
8. ALL EXTERIOR CONCRETE SIDEWALKS AT DOORS SHALL START 1/4" BELOW FINISHED FLOOR ELEVATION AND SLOPE AWAY FROM BUILDING AT A MIN. OF 1/8" AND A MAX. OF 1/2" PER FOOT SLOPE. SEE SITE PLANS FOR CONTINUATION.
9. CONTROL JUMP LOCATIONS SHOWN (C) ARE IN ADDITION TO THE TYPICAL LOCATIONS INDICATED ON CHAPTER 4 BUILDING ELEVATIONS.
10. ALL AREAS SHALL BE TYPE II-B SPRINKLERED CONSTRUCTION.
11. SEE SHEET DOG-2 AND FLOOR PLANS FOR RATED WALLS.
12. SEE SITE PLAN FOR CONTINUATION OF CONCRETE SIDEWALKS.

GENERAL NOTES NO SCALE 02




**SCHWARTZ  
CENTER  
RENOVATION  
& ADDITION**



**CAPE FEAR  
COMMUNITY  
COLLEGE**

**CONSTRUCTION  
DOCUMENTS**

DEPT. OF COMMUNITY COLLEGES  
SCHWARTZ CENTER  
RENOVATION & ADDITION  
STATE ID #: 16-14200-01A  
NCCCS # 2102



**LSP ASSOCIATES LTD.**  
10 NORTH THIRD STREET SUITE 500  
WILMINGTON, NORTH CAROLINA 28401  
TEL: 910.791.1111 WWW.LSP.COM



MEMBER OF THE ASSOCIATION OF ARCHITECTS  
COPYRIGHT 2017 ALL RIGHTS RESERVED  
DOCUMENTATION MAY NOT BE REPRODUCED  
IN ANY FORM WITHOUT WRITTEN  
PERMISSION FROM LSP ASSOCIATES LTD.

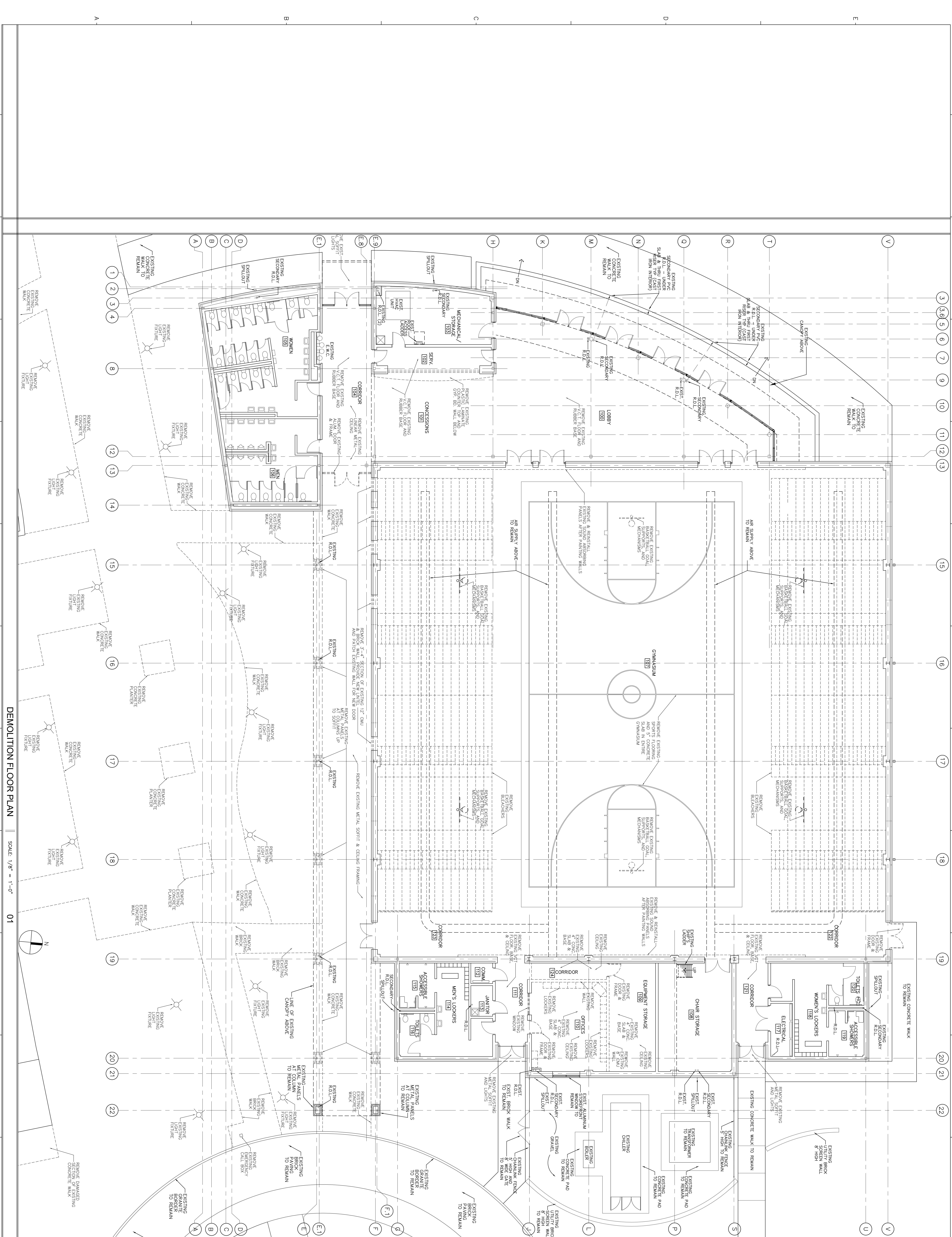
REVISIONS:

PROJECT: 7202-165060  
DATE: 05/09/2017  
DRAWN BY: ACA  
CHECKED BY: ACA

**DEMOLITION  
FLOOR PLAN**

**A-101A**

**SOLUTIONS THROUGH LISTENING  
SERVICE BY DESIGN**



**DEMOLITION FLOOR PLAN**

SCALE: 1/8" = 1'-0"  
01



**ABBREVIATIONS**

**ABBREVIATIONS:**

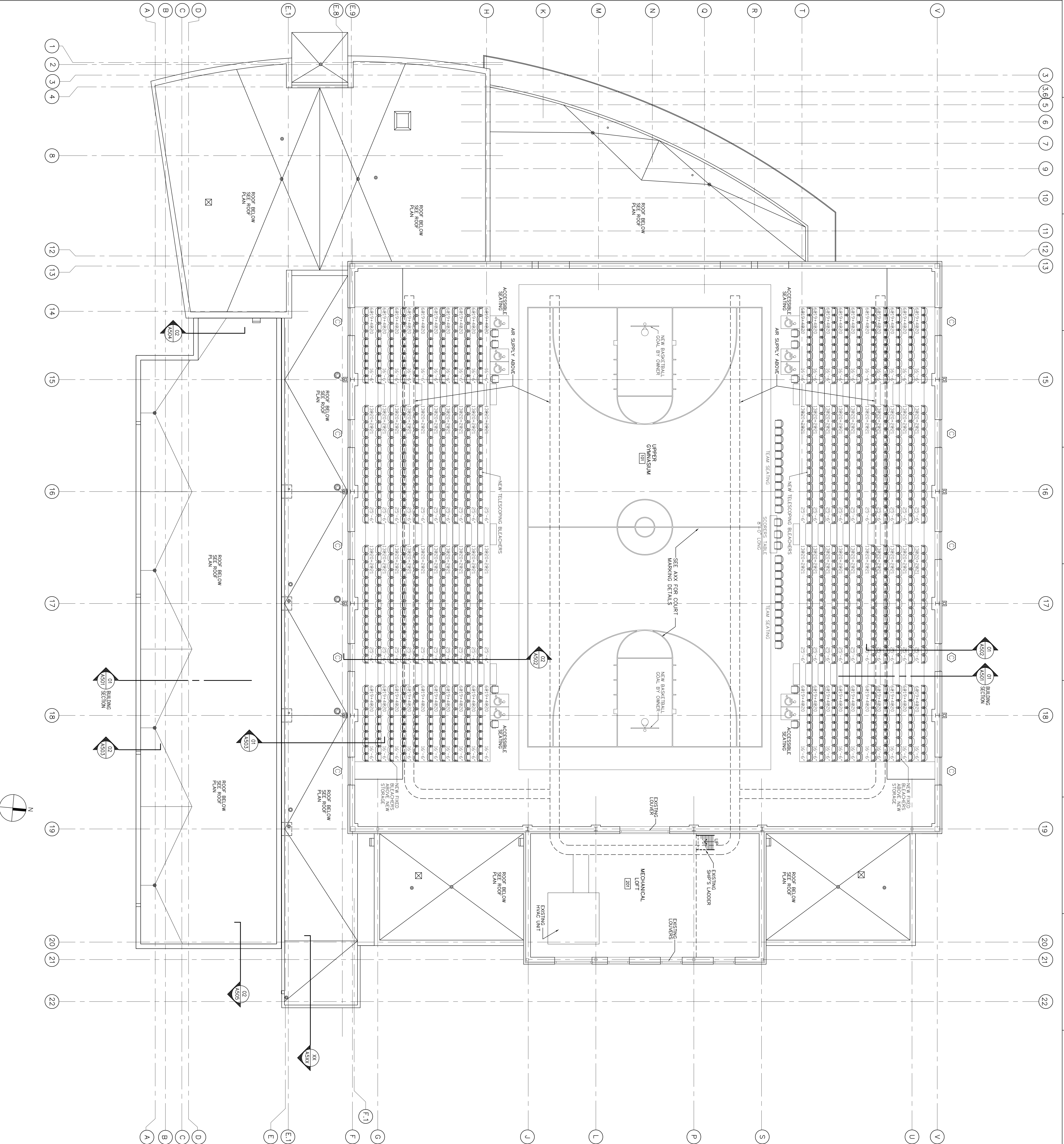
ACOUS.	ACOUSTIC CEILING TILE
A.F.F.	ABOVE FINISH FLOOR
B.G.D.	BELOW GRADE
B.O.	BUILDING
B.O. (C.A.)	BY OWNER
C.L.	COLUMN LINE/CENTER LINE
C.M.U.	CONCRETE MASONRY UNIT
D.F.	DRINKING FOUNTAIN - SEE PLUMBING
D.W.C.S.	DRAINAGE JOINT
E.N.L.	ELECTRIC WATER COOLER
E.W.C.	ELECTRIC WATER COOLER
F.D.	FLOOR DRAIN, SEE PLUMBING
F.E.O.	FIRE EXTINGUISHER & BRACKET (MOUNT 4'-0" A.F.F. TO CENTER)
F.E.C.	FIRE EXTINGUISHER AND CABINET (MOUNT 4'-0" A.F.F. TO CENTER)
G.A.V.	GALVANIZED
G.C.	GENERAL CONTRACTOR
H/C	HANDICAPPED BOARD
H.V.A.C.	HEATING & AIR CONDITIONING
L.K.S.	LOOKERS
M.B.	MECHANICAL
M.C.H.	MECHANICAL
M.R.	MOISTURE-RESISTANT
M.T.L.	METAL TRIMMER
P.I.B.G.	PLUMBING
P.R.O.L. S.O.N.	PENCIL TRIMMER MOUNTING BLOCK (SEE DETAIL)
R.D.L.	ROOF DRAIN LEADER
R.E.N.F.	REINFORCING
S.E.C.T.	SECTION
S.M.S.	SMALLER
T.B.	TELEVISION MONITOR (BY OWNER)
T.V.	TELEVISION MONITOR (BY OWNER)
U.O.N.	UNLESS OTHERWISE NOTED
W/D	WITH OBSERVATION TILE W/ WASHERY/DRYER BY OWNER

**INDEX OF ABBREVIATIONS** || NO SCALE **03**

**GENERAL NOTES:**

1. NEW EXTERIOR WALLS ARE 4" NOMINAL BRICK (3 5/8").
2. NOMINAL AIR SPACES (2 3/4") WITH CONCRETE WALL FINISHES SHALL BE MAINTAINED THROUGHOUT ALL MASONRY UNITS (7 5/8") FOR A TOTAL WALL THICKNESS OF 1'-2" UNLESS NOTED OTHERWISE. SEE ROOM FINISH SCHEDULE FOR PAINTED GYPSUM BOARD ON METAL FURRING AND TILE FINISH.
3. ALL NEW INTERIOR WALLS ARE 4" 6" & 8" NOMINAL CONCRETE MASONRY UNITS UNLESS INDICATED OTHERWISE. SEE FLOOR PLAN FOR WALL THICKNESSES. SEE ROOM FINISH SCHEDULE FOR FINISHES.
4. ALL INTERIOR WALLS ARE DIMENSIONED TO FACE OF CONCRETE BLOCK. ALL GYPSUM BOARD IS 5/8" METAL FURRING AT 16" O.C. ALL CERAMIC WALL TILE IS THIN SET TILE.
5. EXCEPT WHERE INDICATED OTHERWISE, EXTEND ALL INTERIOR WALLS TO THE TOP OF FINISHED FLOOR FINISH. ALL INTERIOR WALLS BETWEEN LOCKER ROOMS AND AT TEAM ROOM SHALL EXTEND TO THE ROOF DECK.
6. GYPSUM BOARD WALLS SHALL BE PAINTED IMPACT RESISTANT. ALL INTERIOR WALLS SHALL BE FINISHED WITH GYPSUM BOARD WALLS UP TO 10'-0" A.F.F. OR 4" ABOVE HIGHEST ADJACENT CEILING WHICHEVER IS HIGHER.
7. ALL NEW CORRIDOR WALLS SHALL BE ONE HOUR PROTECTED. START 1/4" BELOW FINISHED FLOOR ELEVATION AND SLOPE AWAY FROM BUILDING AT A MIN. OF 1/8" AND A MAX. OF 1/2" PER FOOT SLOPE. SEE SITE PLANS FOR CONTINUATION.
8. CONTROL JOINT LOCATIONS SHOWN (C) ARE IN ADDITION TO THE TYPICAL LOCATIONS INDICATED ON CHAPTER 4 BUILDING ELEVATIONS.
9. ALL AREAS SHALL BE TYPE II-B SPRINKLERED CONSTRUCTION.
10. SEE SHEET DOG-2 AND FLOOR PLANS FOR RATED WALLS.
12. SEE SITE PLAN FOR CONTINUATION OF CONCRETE SIDEWALKS.

**GENERAL NOTES** || NO SCALE **02**

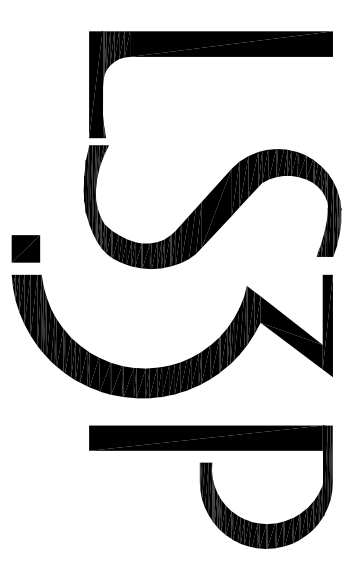


**FLOOR PLAN - NEW WORK - UPPER GYMNASIUM** || SCALE: 1/8" = 1'-0" **01**


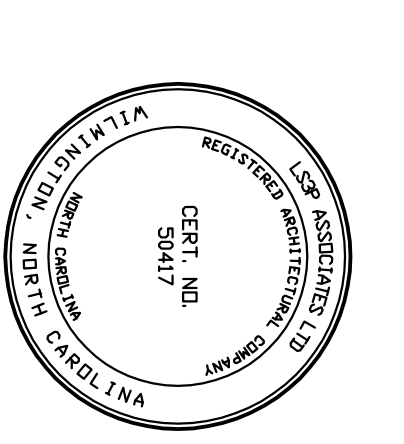
**SCHWARTZ CENTER RENOVATION & ADDITION**  
**CAPE FEAR COMMUNITY COLLEGE**

**CONSTRUCTION DOCUMENTS**

DEPT. OF COMMUNITY COLLEGES  
 SCHWARTZ CENTER  
 RENOVATION & ADDITION  
 STATE ID # 16-14200-01A  
 NCCCS # 2102



**LSP ASSOCIATES LTD.**  
 101 NORTH THIRD STREET SUITE 500  
 WILMINGTON, NORTH CAROLINA 28401  
 TEL: 910.791.1111 WWW.LSP.COM



MEMBER OF THE AMERICAN SOCIETY OF ARCHITECTS  
 COPYRIGHT 2017 ALL RIGHTS RESERVED  
 NO PART OF THIS DOCUMENTATION MAY BE REPRODUCED  
 OR TRANSMITTED IN ANY FORM WITHOUT WRITTEN  
 PERMISSION FROM LSP ASSOCIATES LTD.

**REVISIONS:**


PROJECT: 7202-165060  
 DATE: 06/06/2017  
 DRAWN BY: ACA  
 CHECKED BY: ACA

**FLOOR PLAN  
 NEW WORK  
 UPPER GYMNASIUM**



**A-102**

**CONSTRUCTION  
DOCUMENTS**

DEPT. OF COMMUNITY COLLEGES  
SCHWARTZ CENTER  
RENOVATION & ADDITION  
STATE ID #: 16-14200-01A  
NCCCS # 2102



**LS3P ASSOCIATES LTD.**  
101 NORTH THIRD STREET SUITE 500  
WILMINGTON, NORTH CAROLINA 28401  
TEL: 910.793.9111 WWW.LS3P.COM



MEMBER OF THE AMERICAN INSTITUTE OF ARCHITECTS  
COPYRIGHT 2017 ALL RIGHTS RESERVED  
NO PART OF THIS DOCUMENTATION MAY NOT BE REPRODUCED  
OR TRANSMITTED IN ANY FORM WITHOUT WRITTEN  
PERMISSION FROM LS3P ASSOCIATES LTD.

REVISIONS:

PROJECT: 7202-165060  
DATE: 06/06/2017  
DRAWN BY: ACA  
CHECKED BY: ACA


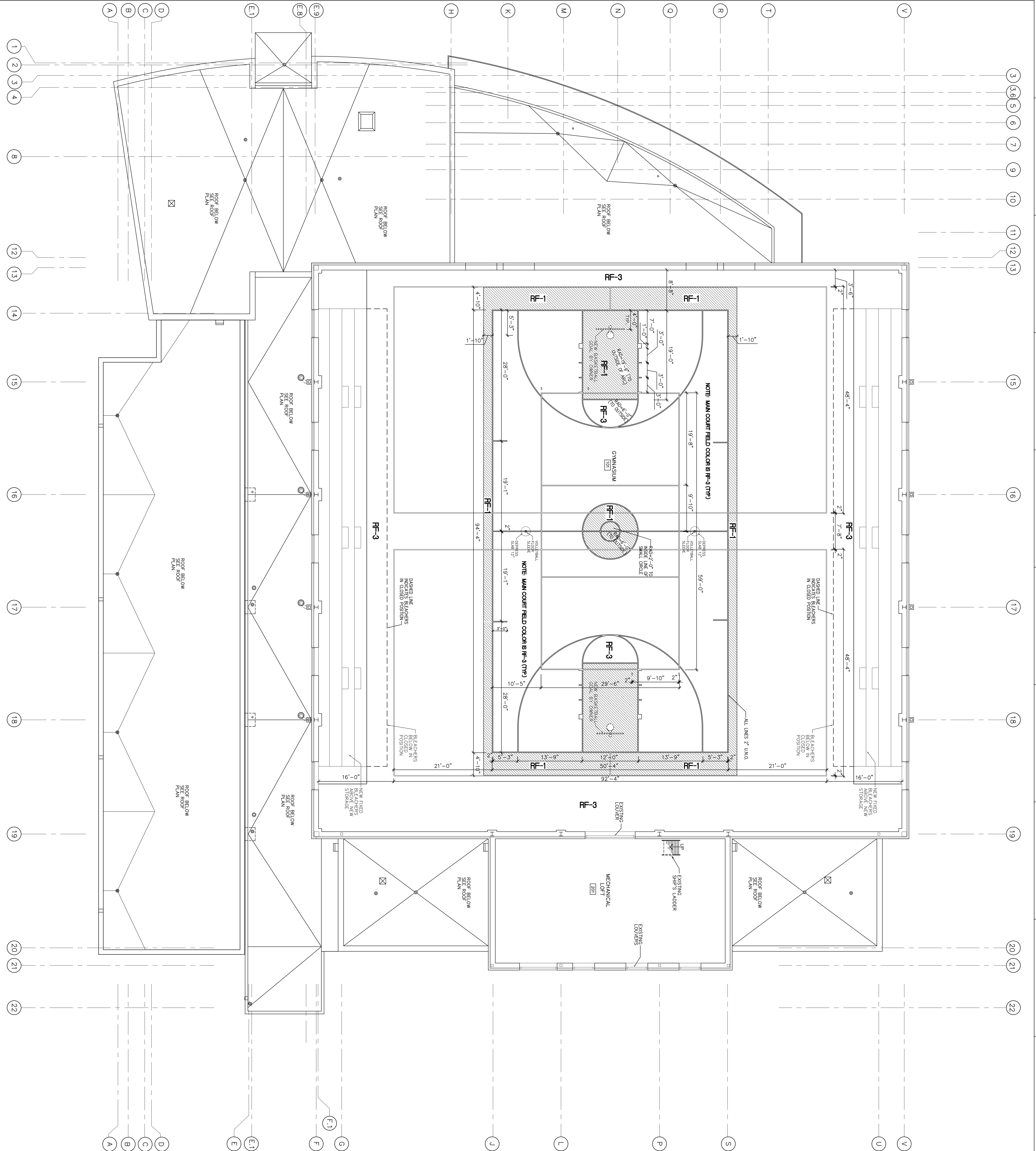
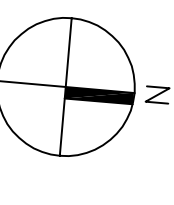
**GYMNASIUM  
COURT MARKING  
PLAN**

**A-103**

**GYMNASIUM COURT MARKING PLAN**

SCALE: 1/8" = 1'-0"

01





**GENERAL NOTES**

- 1) SEE DOOR SCHEDULE FOR TOILET PARTITION DOORS
- 2) SEE DETAIL XX/XXXX FOR ALL SHOWERS NOT INDICATED TO BE ACCESSIBLE.

**KEY NOTES**

- 1) ACCESSIBLE SHOWER. SEE DETAIL XX/XXXX
- 2) SHOWER BENCH. SEE DETAIL XX/XXXX

**ABBREVIATIONS**

A.W.S. ADJUSTABLE WOOD SHELVING

**TOILET ACCESSORIES LEGEND**

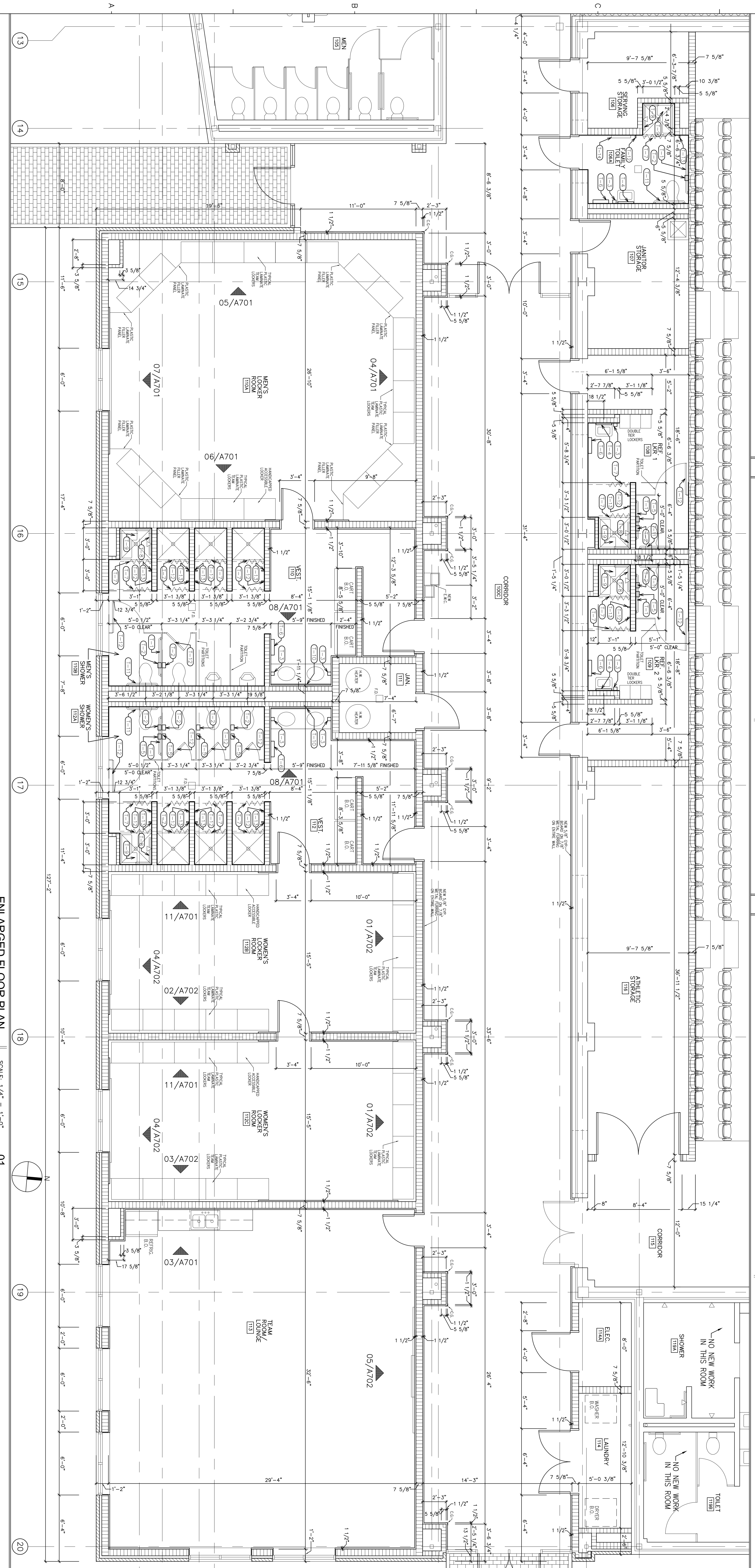
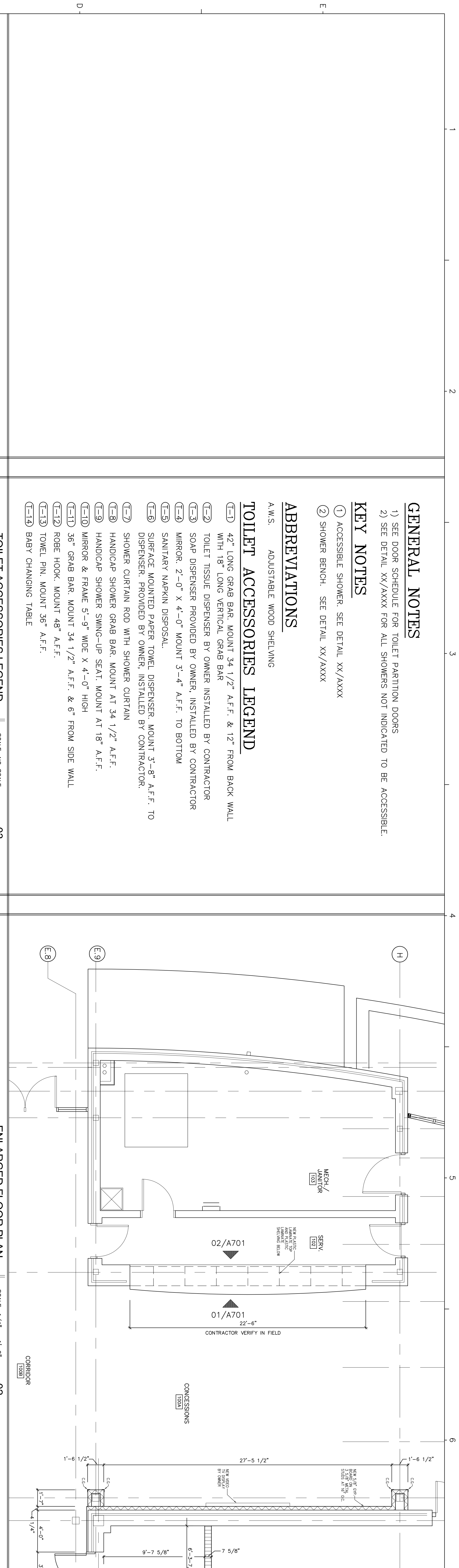
- 1-1 42" LONG GRAB BAR, MOUNT 34 1/2" A.F.F. & 12" FROM BACK WALL WITH 18" LONG VERTICAL GRAB BAR
- 1-2 TOILET TISSUE DISPENSER BY OWNER, INSTALLED BY CONTRACTOR
- 1-3 SOAP DISPENSER PROVIDED BY OWNER, INSTALLED BY CONTRACTOR
- 1-4 MIRROR, 2'-0" X 4'-0" MOUNT 3'-4" A.F.F. TO BOTTOM
- 1-5 SANITARY NAPKIN DISPOSAL
- 1-6 SURFACE MOUNTED PAPER TOWEL DISPENSER, MOUNT 3'-8" A.F.F. TO DISPENSER, PROVIDED BY OWNER, INSTALLED BY CONTRACTOR.
- 1-7 SHOWER CURTAIN ROD WITH SHOWER CURTAIN
- 1-8 HANDICAP SHOWER GRAB BAR, MOUNT AT 34 1/2" A.F.F.
- 1-9 HANDICAP SHOWER SWING-UP SEAT, MOUNT AT 18" A.F.F.
- 1-10 MIRROR & FRAME 5'-9" WIDE X 4'-0" HIGH
- 1-11 36" GRAB BAR, MOUNT 34 1/2" A.F.F. & 6" FROM SIDE WALL
- 1-12 ROBE HOOK, MOUNT 48" A.F.F.
- 1-13 TOWEL PIN, MOUNT 36" A.F.F.
- 1-14 BABY CHANGING TABLE

**TOILET ACCESSORIES LEGEND**

SCALE: NO SCALE 03

**ENLARGED FLOOR PLAN**

SCALE: 1/4" = 1'-0" 02



**ENLARGED FLOOR PLAN**

SCALE: 1/4" = 1'-0" 01

**SCHWARTZ CENTER RENOVATION & ADDITION**

CAPE FEAR COMMUNITY COLLEGE

**CONSTRUCTION DOCUMENTS**

DEPT. OF COMMUNITY COLLEGES  
SCHWARTZ CENTER  
RENOVATION & ADDITION  
STATE ID #: 16-1420-01/A  
NCCCS # 2102

**LS3P ASSOCIATES LTD.**

10 NORTH THIRD STREET SUITE 500  
WILMINGTON, NORTH CAROLINA 28401  
TEL: 910/701-9311 WWW.LS3P.COM

REGISTERED PROFESSIONAL ARCHITECT  
REGISTERED PROFESSIONAL ENGINEER  
REGISTERED PROFESSIONAL INTERIOR DESIGNER  
REGISTERED PROFESSIONAL LANDSCAPE ARCHITECT

MEMBER OF THE AMERICAN INSTITUTE OF ARCHITECTS  
COPYRIGHT 2017 ALL RIGHTS RESERVED  
DOCUMENTATION MAY NOT BE REPRODUCED  
IN ANY FORM WITHOUT WRITTEN  
PERMISSION FROM LS3P ASSOCIATES LTD.



REVISIONS:

PROJECT: 7202-165060  
DATE: 05/08/2017  
DRAWN BY: ACA  
CHECKED BY: ACA

**ENLARGED FLOOR PLANS**

**A-201**

SOLUTIONS THROUGH LISTENING  
SERVICE BY DESIGN



MEMBER OF THE AMERICAN INSTITUTE OF ARCHITECTS  
COPYRIGHT 2017 ALL RIGHTS RESERVED  
DOCUMENTATION MAY NOT BE REPRODUCED  
IN ANY FORM WITHOUT WRITTEN  
PERMISSION FROM LSP ASSOCIATES LTD.

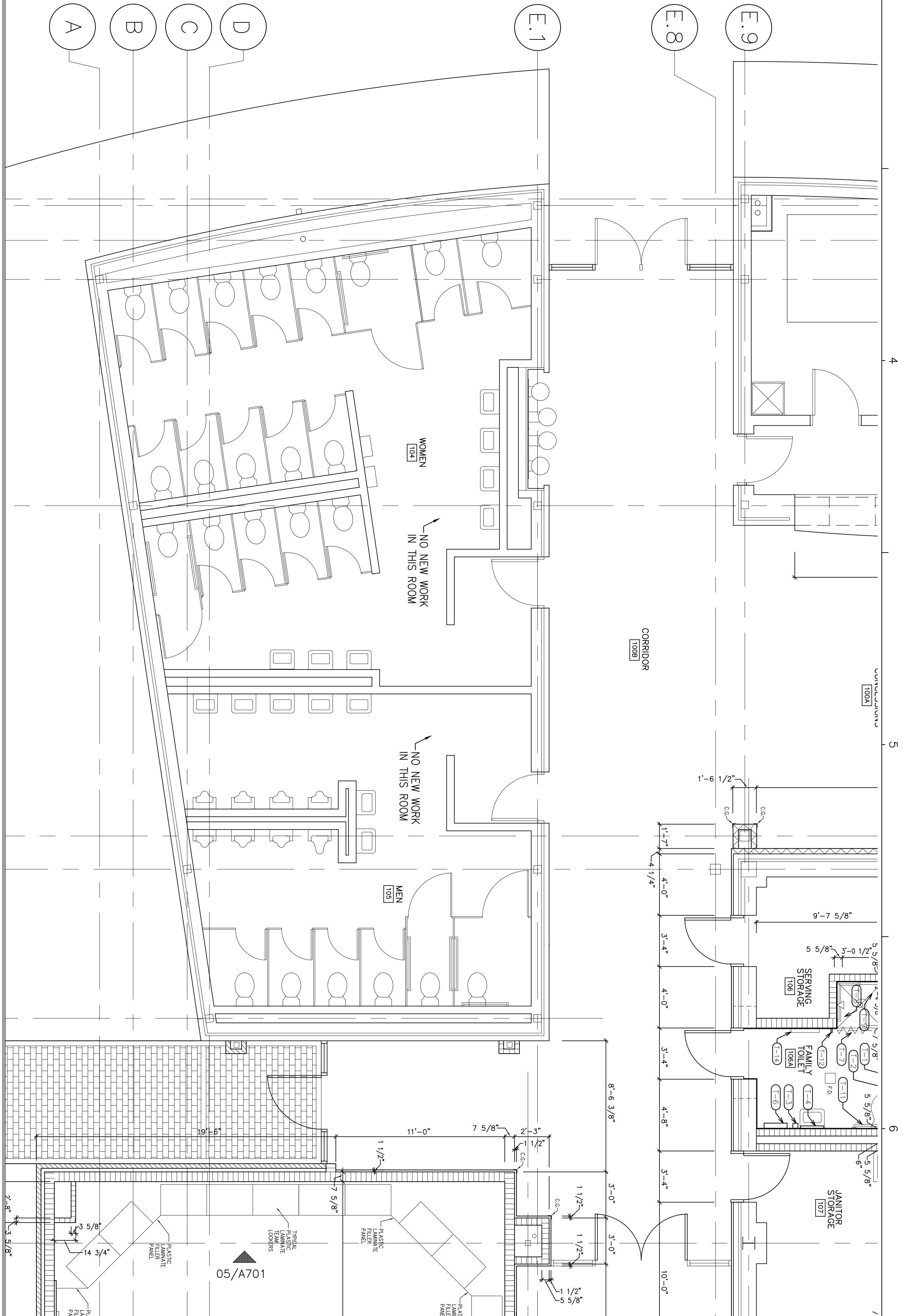
REVISIONS:

PROJECT: 7202-165060  
DATE: 06/09/2017  
DRAWN BY: ACA  
CHECKED BY: ACA

ENLARGED FLOOR PLANS

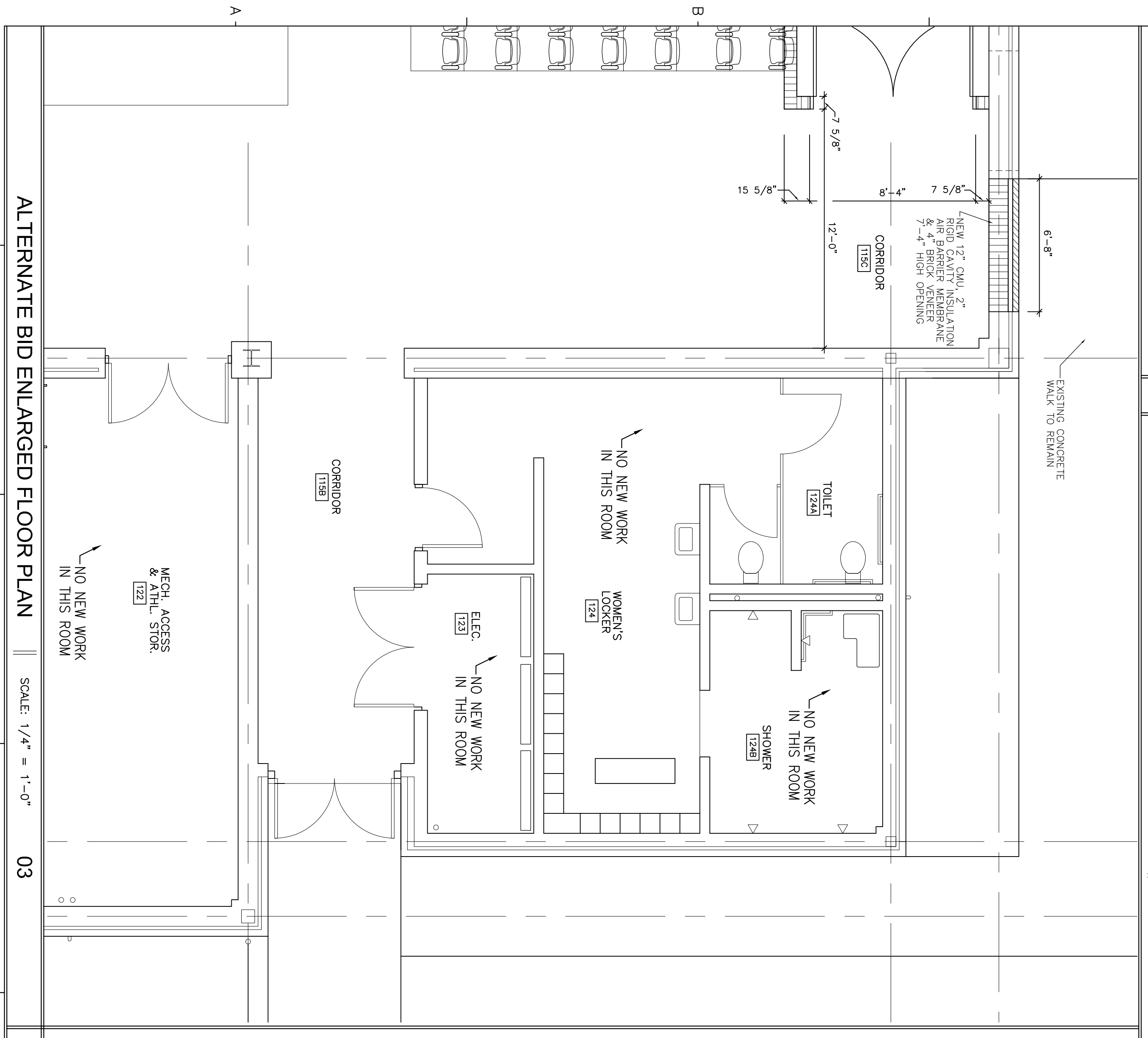
A-202

SOLUTIONS THROUGH LISTENING  
SERVICE BY DESIGN

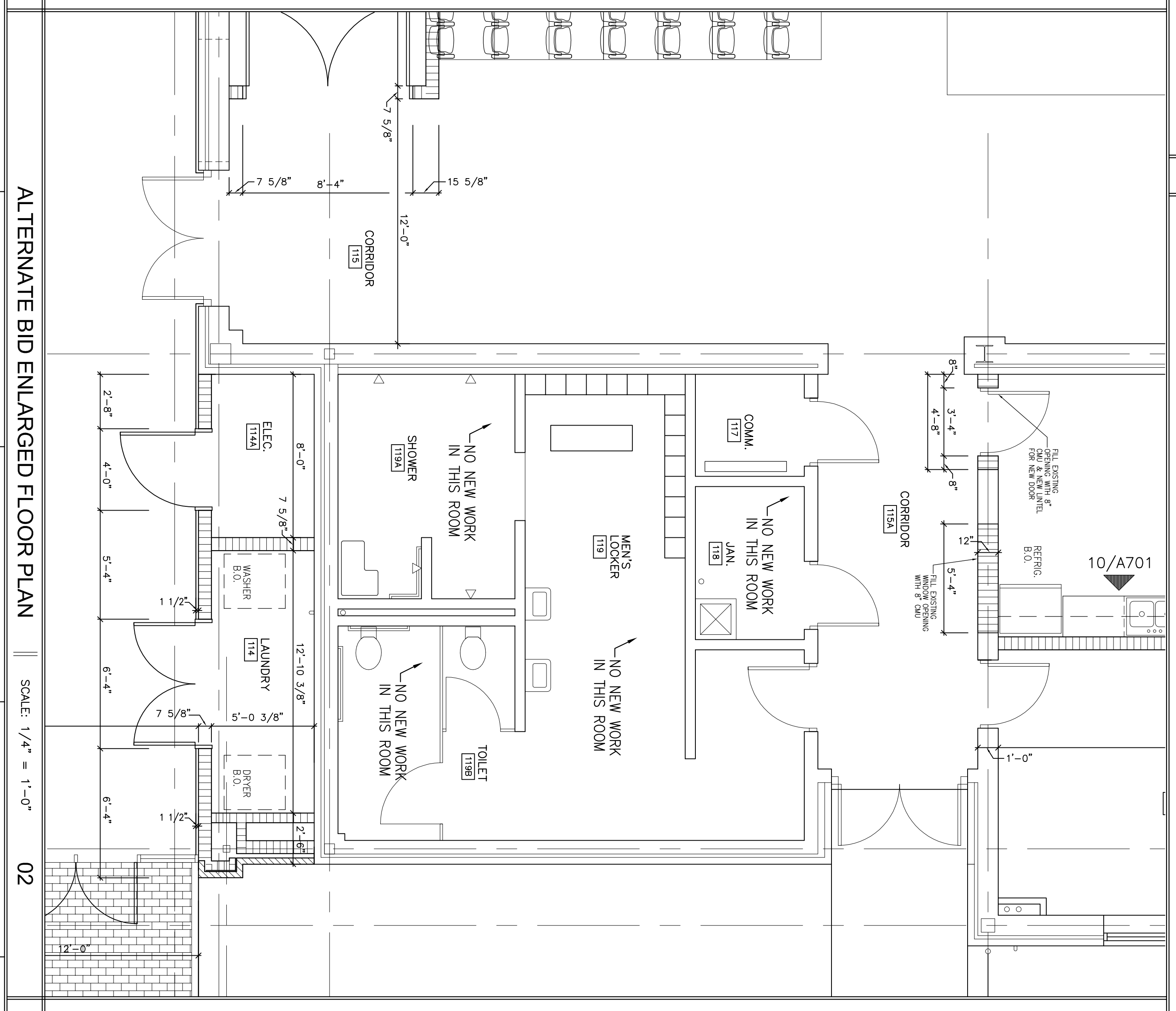


- GENERAL NOTES**
- SEE DOOR SCHEDULE FOR TOILET PARTITION DOORS
  - SEE DETAIL XX/AXXX FOR ALL SHOWERS NOT INDICATED TO BE ACCESSIBLE.
- KEY NOTES**
- ACCESSIBLE SHOWER. SEE DETAIL XX/AXXX
  - SHOWER BENCH. SEE DETAIL XX/AXXX
- ABBREVIATIONS**
- A.W.S. ADJUSTABLE WOOD SHELVING
- TOILET ACCESSORIES LEGEND**
- (-1) 42" LONG GRAB BAR, MOUNT 34 1/2" A.F.F. & 12" FROM BACK WALL WITH 18" LONG VERTICAL GRAB BAR
  - (-2) TOILET TISSUE DISPENSER BY OWNER INSTALLED BY CONTRACTOR
  - (-3) SOAP DISPENSER PROVIDED BY OWNER, INSTALLED BY CONTRACTOR
  - (-4) MIRROR, 2'-0" X 4'-0" MOUNT 3'-4" A.F.F. TO BOTTOM
  - (-5) SANITARY NAPKIN DISPOSAL.
  - (-6) SURFACE MOUNTED PAPER TOWEL DISPENSER, MOUNT 3'-8" A.F.F. TO DISPENSER, PROVIDED BY OWNER, INSTALLED BY CONTRACTOR.
  - (-7) SHOWER CURTAIN ROD WITH SHOWER CURTAIN
  - (-8) HANDICAP SHOWER GRAB BAR, MOUNT AT 34 1/2" A.F.F.
  - (-9) HANDICAP SHOWER SWING-UP SEAT, MOUNT AT 18" A.F.F.
  - (-10) MIRROR & FRAME 5'-9" WIDE X 4'-0" HIGH
  - (-11) 36" GRAB BAR, MOUNT 34 1/2" A.F.F. & 6" FROM SIDE WALL
  - (-12) ROBE HOOK, MOUNT 48" A.F.F.
  - (-13) TOWEL PIN, MOUNT 36" A.F.F.
  - (-14) BABY CHANGING TABLE

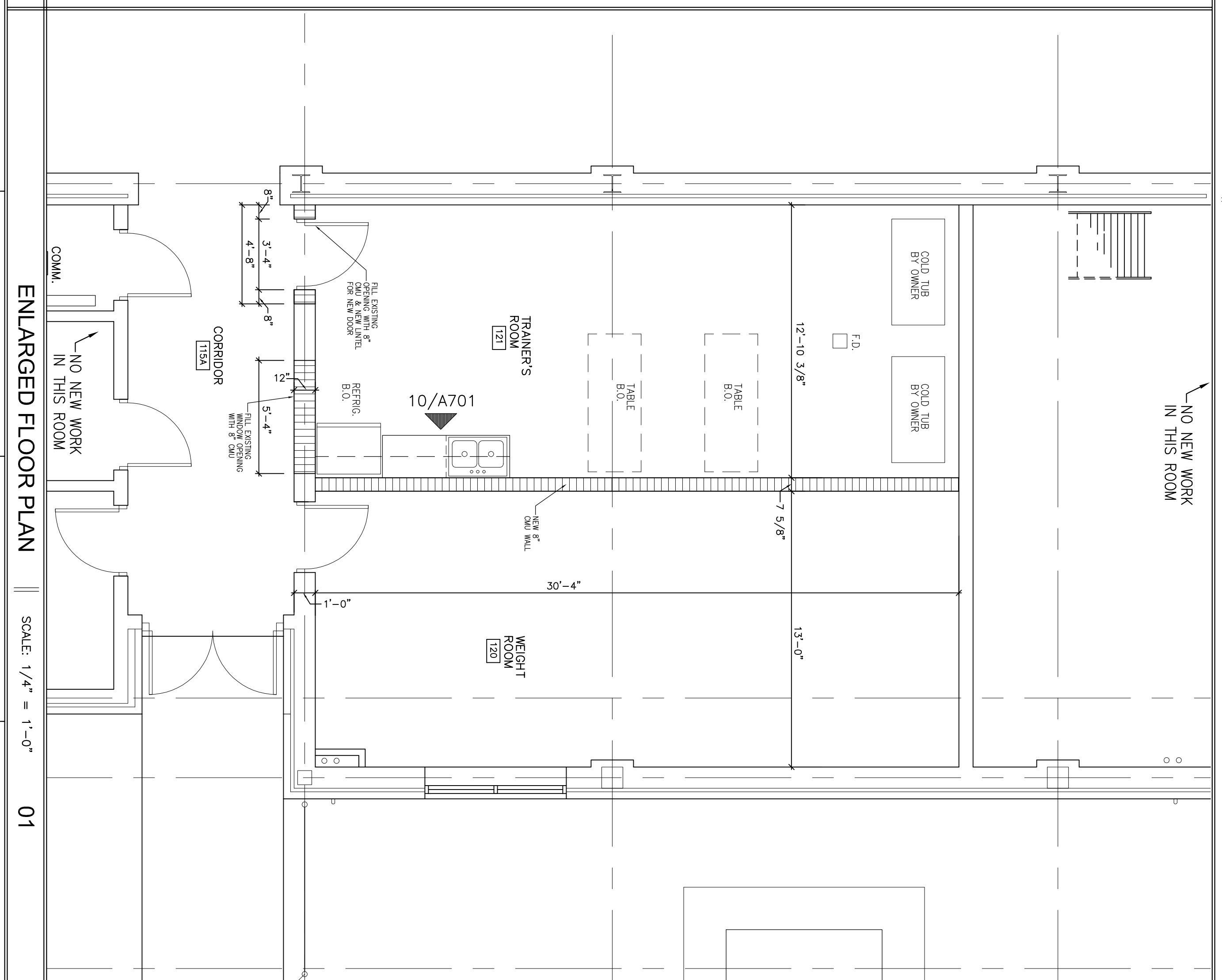
TOILET ACCESSORIES LEGEND SCALE: NO SCALE



ALTERNATE BID ENLARGED FLOOR PLAN SCALE: 1/4" = 1'-0" 03



ALTERNATE BID ENLARGED FLOOR PLAN SCALE: 1/4" = 1'-0" 02




ENLARGED FLOOR PLAN SCALE: 1/4" = 1'-0" 01


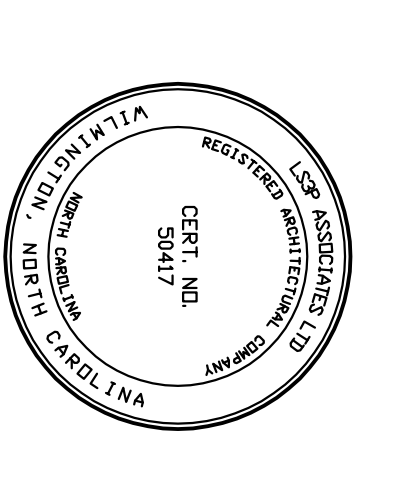


**SCHWARTZ CENTER RENOVATION & ADDITION**  
**CAPE FEAR COMMUNITY COLLEGE**

**CONSTRUCTION DOCUMENTS**  
 DEPT. OF COMMUNITY COLLEGES  
 SCHWARTZ CENTER  
 RENOVATION & ADDITION  
 STATE ID #: 16-14200-01A  
 NOCCS # 2102



**LS3P ASSOCIATES LTD.**  
 101 NORTH THIRD STREET SUITE 500  
 WILMINGTON, NORTH CAROLINA 28401  
 TEL: 910.797.1111 FAX: 910.797.5111  
 WWW.LS3P.COM



MEMBER OF THE AMERICAN SOCIETY OF ARCHITECTS  
 COPYRIGHT 2017 ALL RIGHTS RESERVED  
 DOCUMENTATION MAY NOT BE REPRODUCED  
 IN ANY FORM WITHOUT WRITTEN  
 PERMISSION FROM LS3P ASSOCIATES LTD.

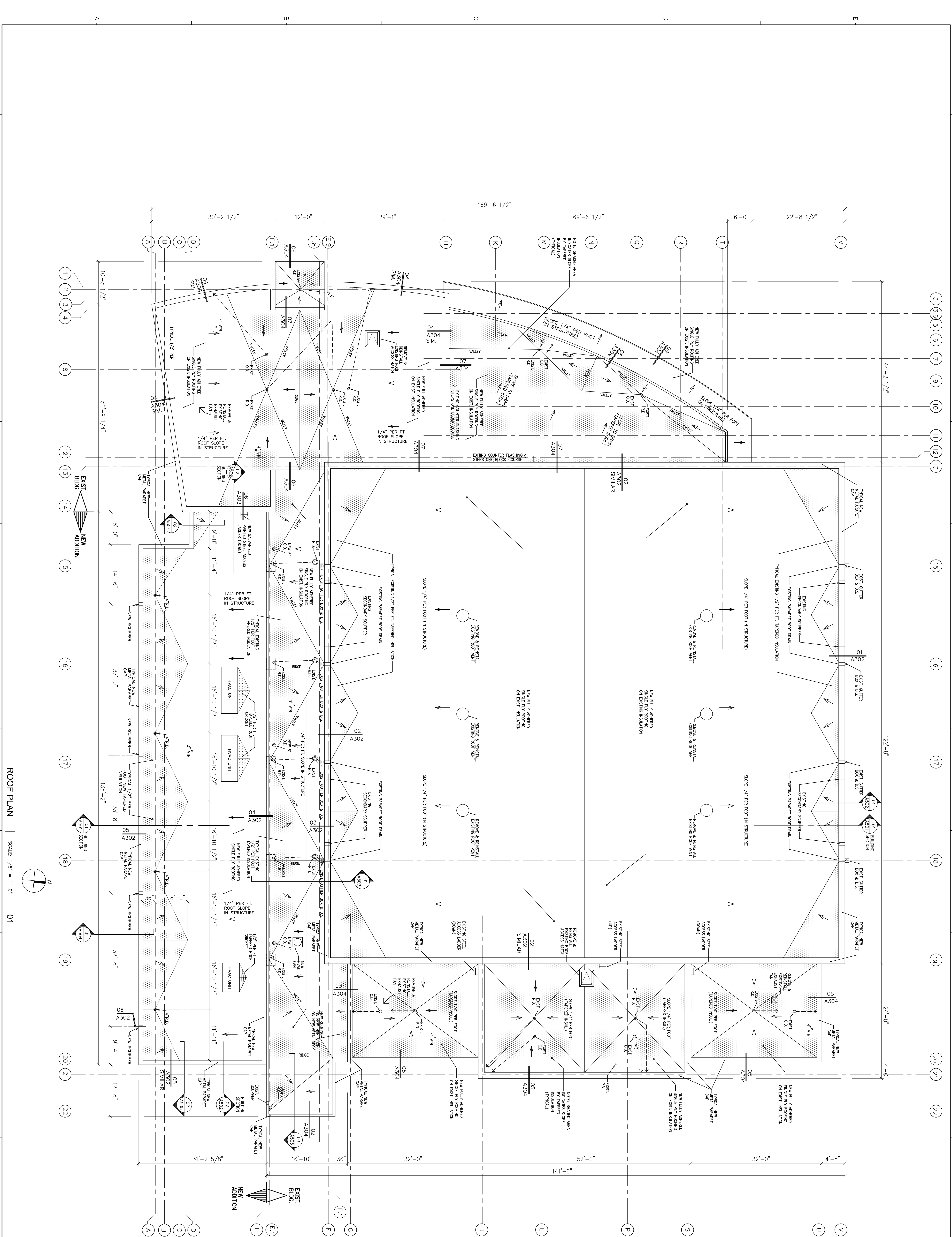
REVISIONS

PROJECT: 7202-165060  
 DATE: 06/06/2017  
 DRAWN BY: ACA  
 CHECKED BY: ACA

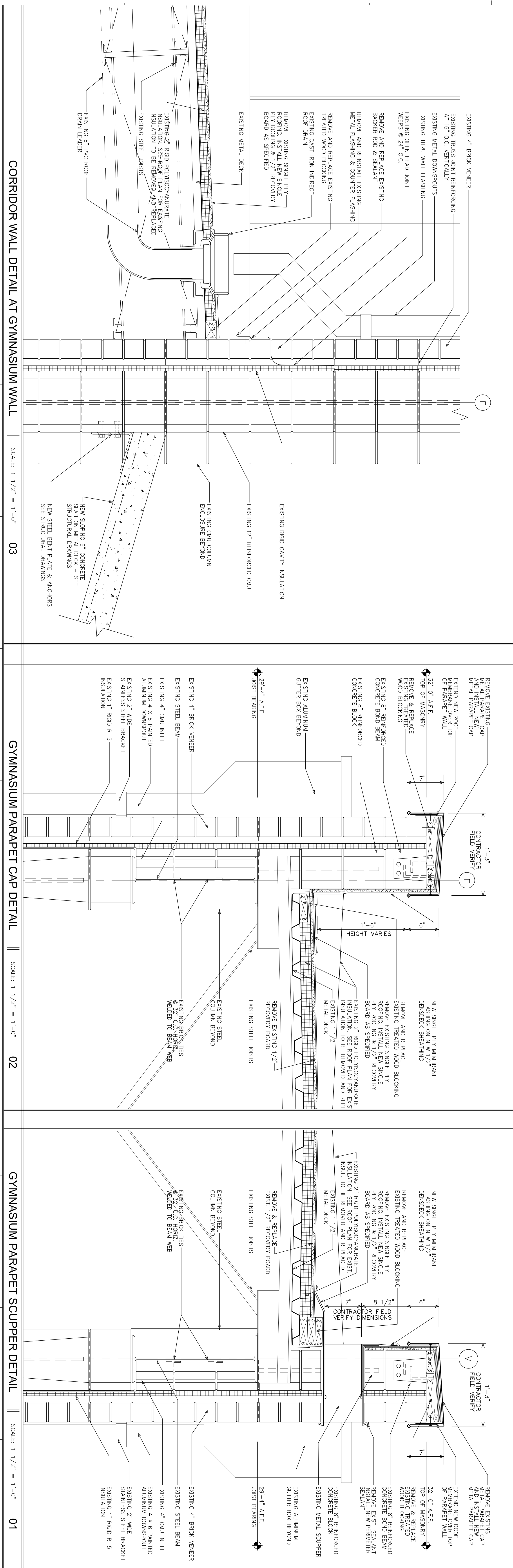
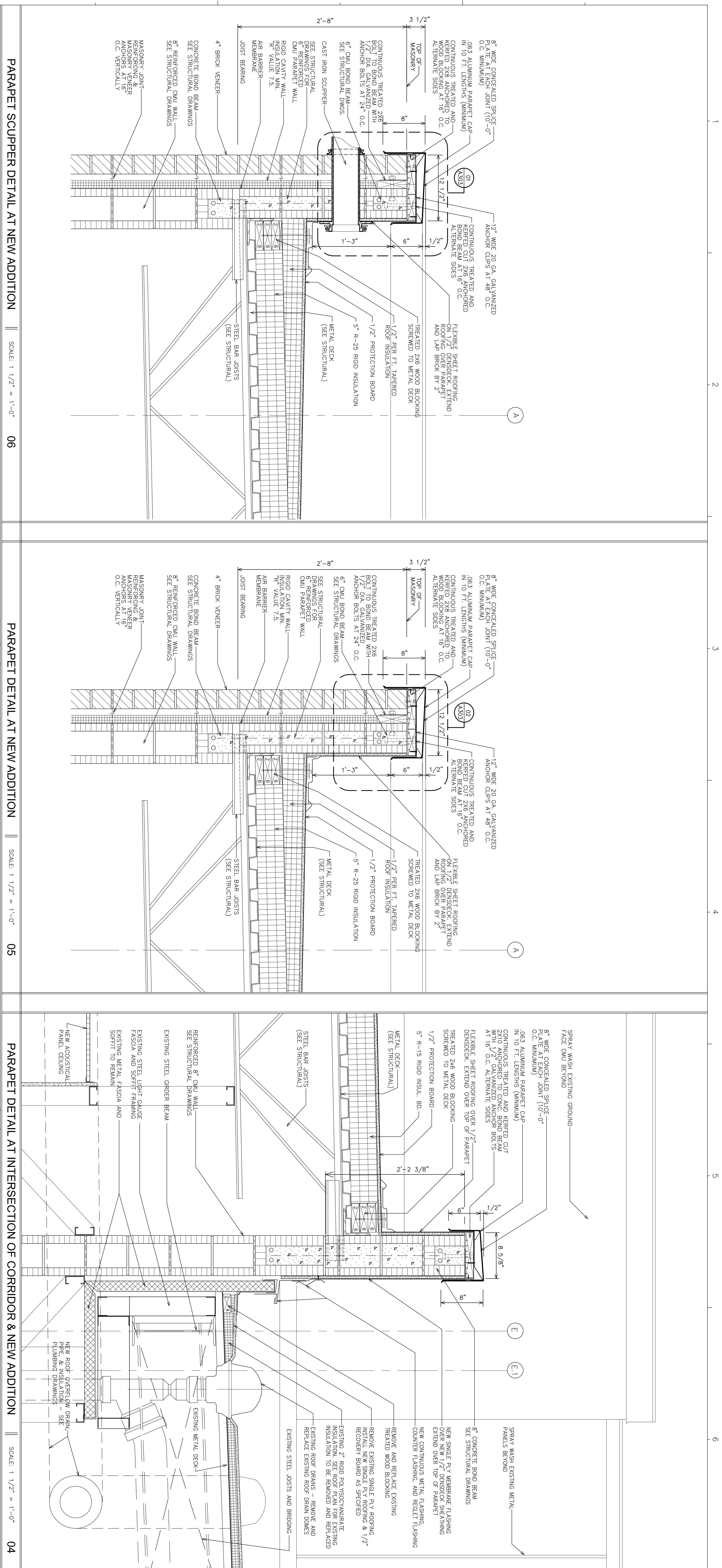
ROOF PLAN

**A-301**


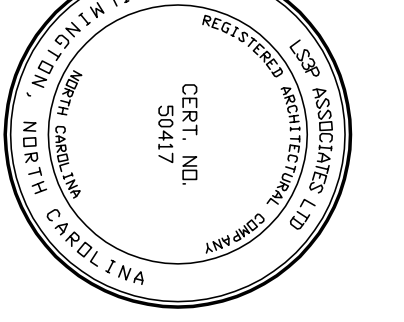
SOLUTIONS THROUGH LISTENING  
 SERVICE BY DESIGN



ROOF PLAN  
 SCALE: 1/8" = 1'-0"  
 01







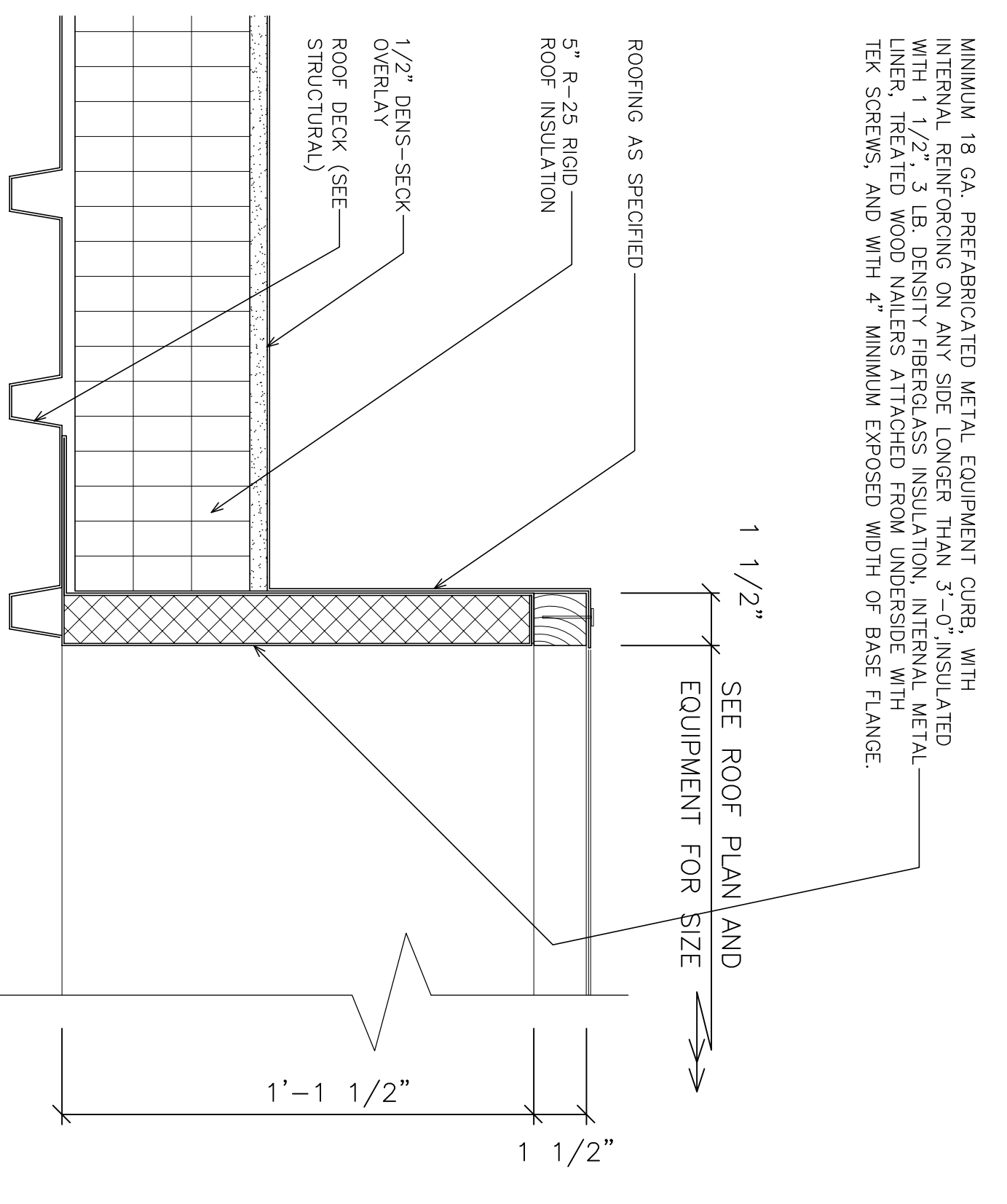
MEMBER OF THE AMERICAN INSTITUTE OF ARCHITECTS  
COPYRIGHT 2017 ALL RIGHTS RESERVED  
DOCUMENTATION MAY NOT BE REPRODUCED  
IN ANY FORM WITHOUT WRITTEN  
PERMISSION FROM LSP ASSOCIATES LTD.

REVISIONS:

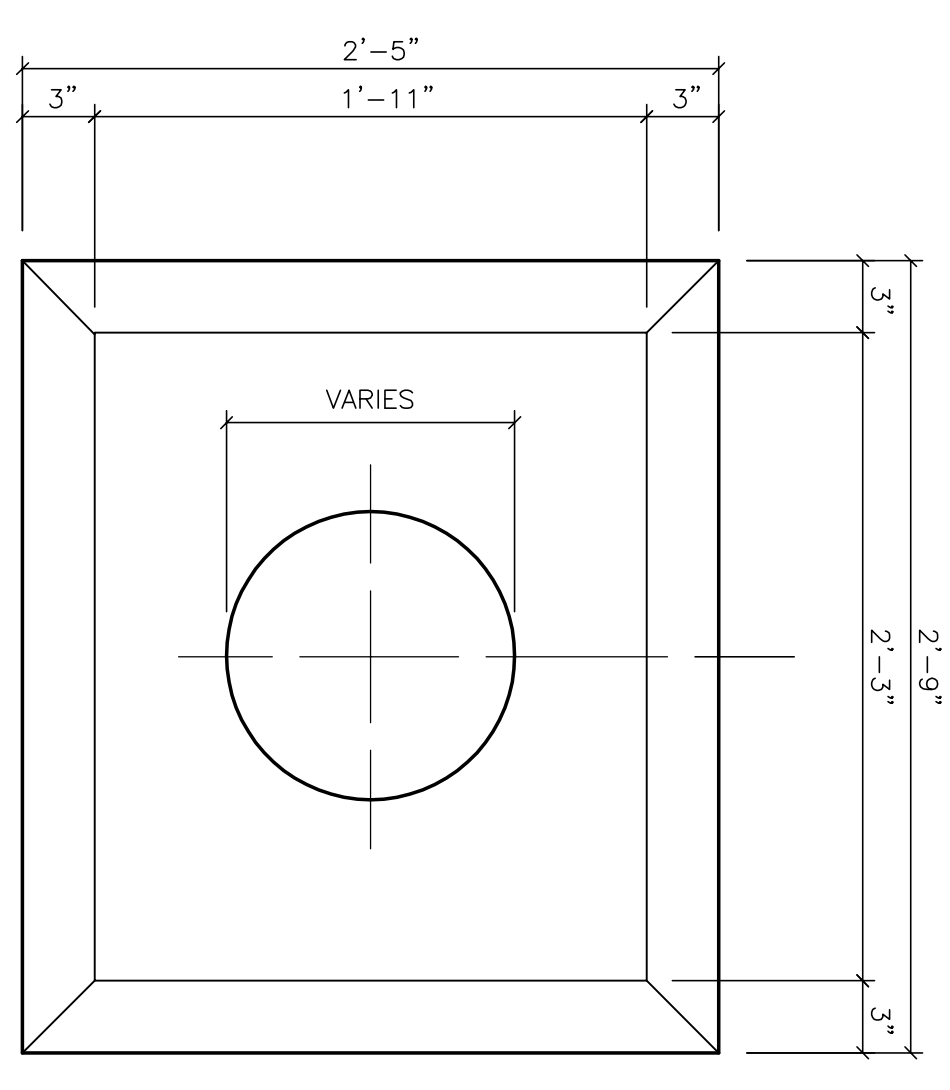
PROJECT: 7202-165060  
DATE: 05/06/2017  
DRAWN BY: ACA  
CHECKED BY: ACA

ROOF DETAILS

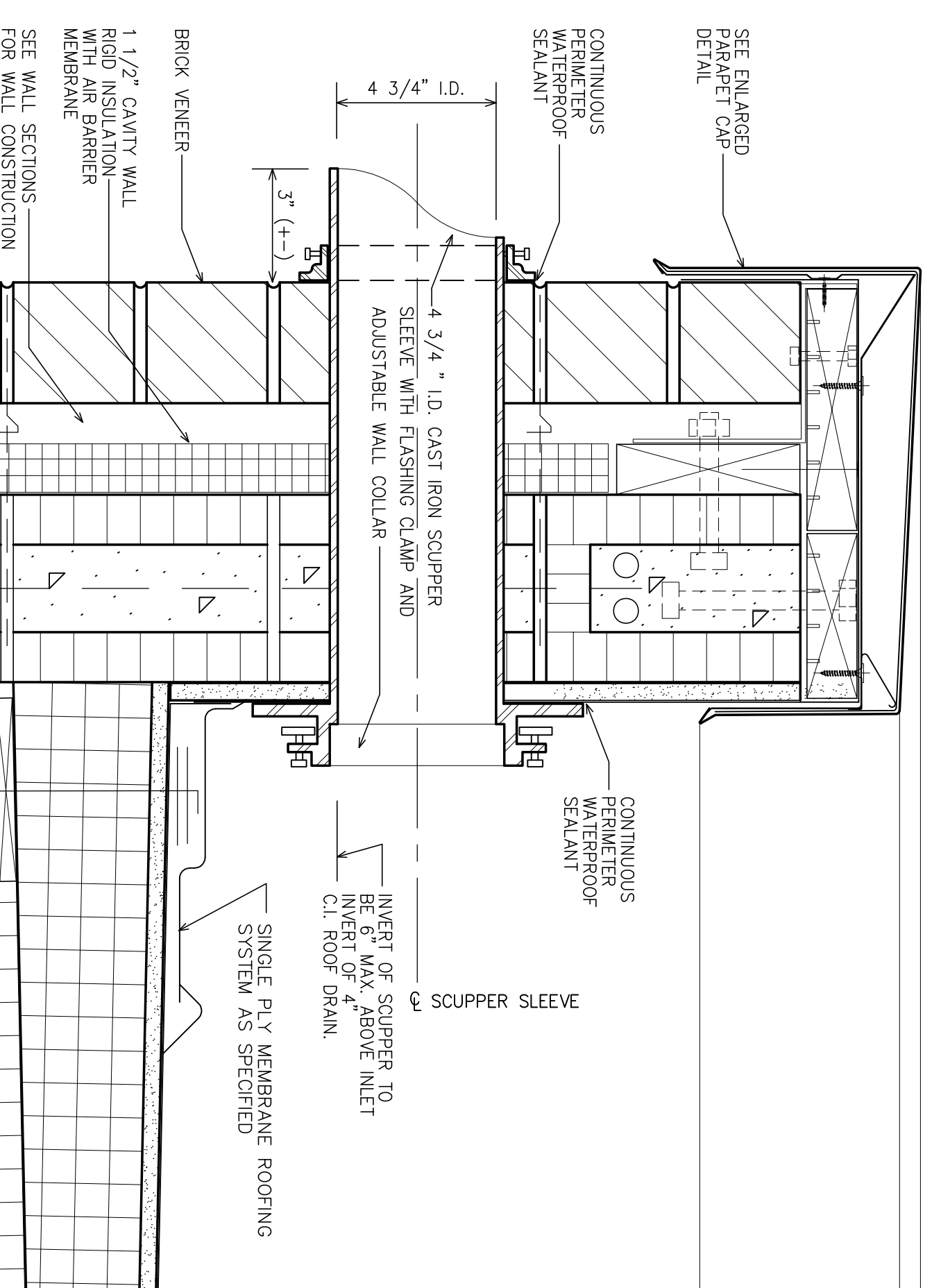
A-303



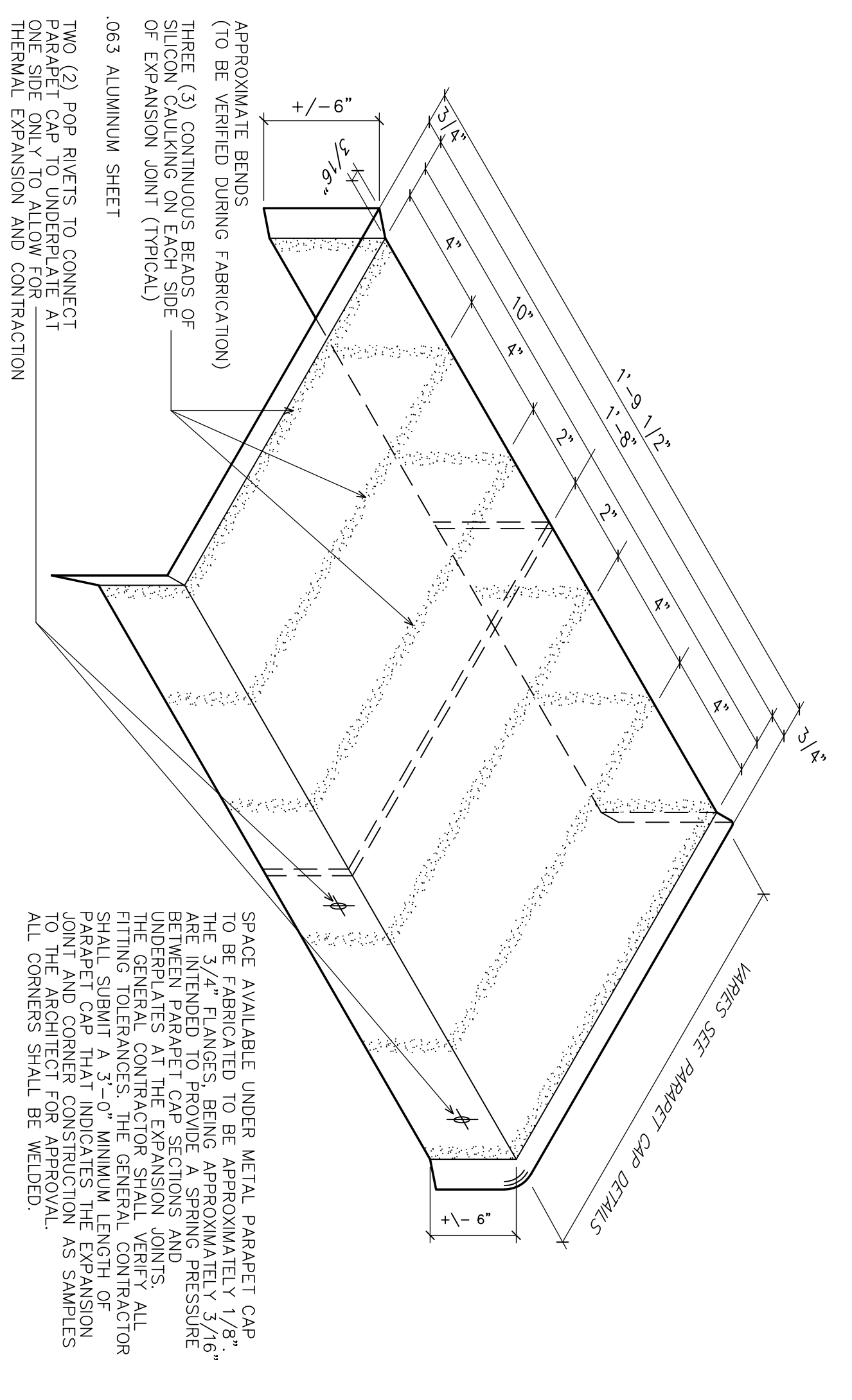
TYPICAL ROOF FAN CURB DETAIL || SCALE: 3" = 1'-0"



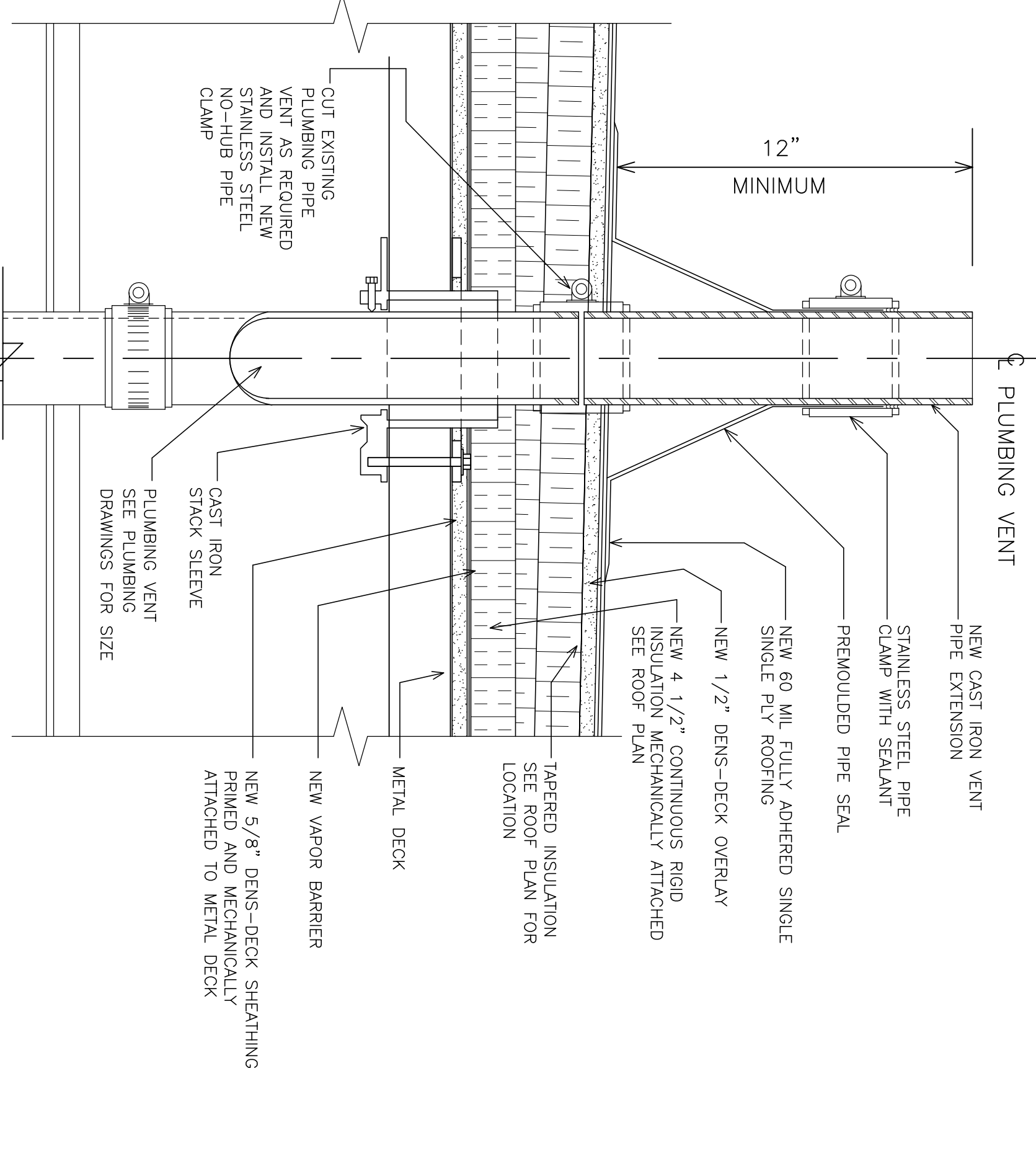
ROOF DRAIN LEVELING SUMP PAN DETAIL || SCALE: 1 1/2" = 1'-0"



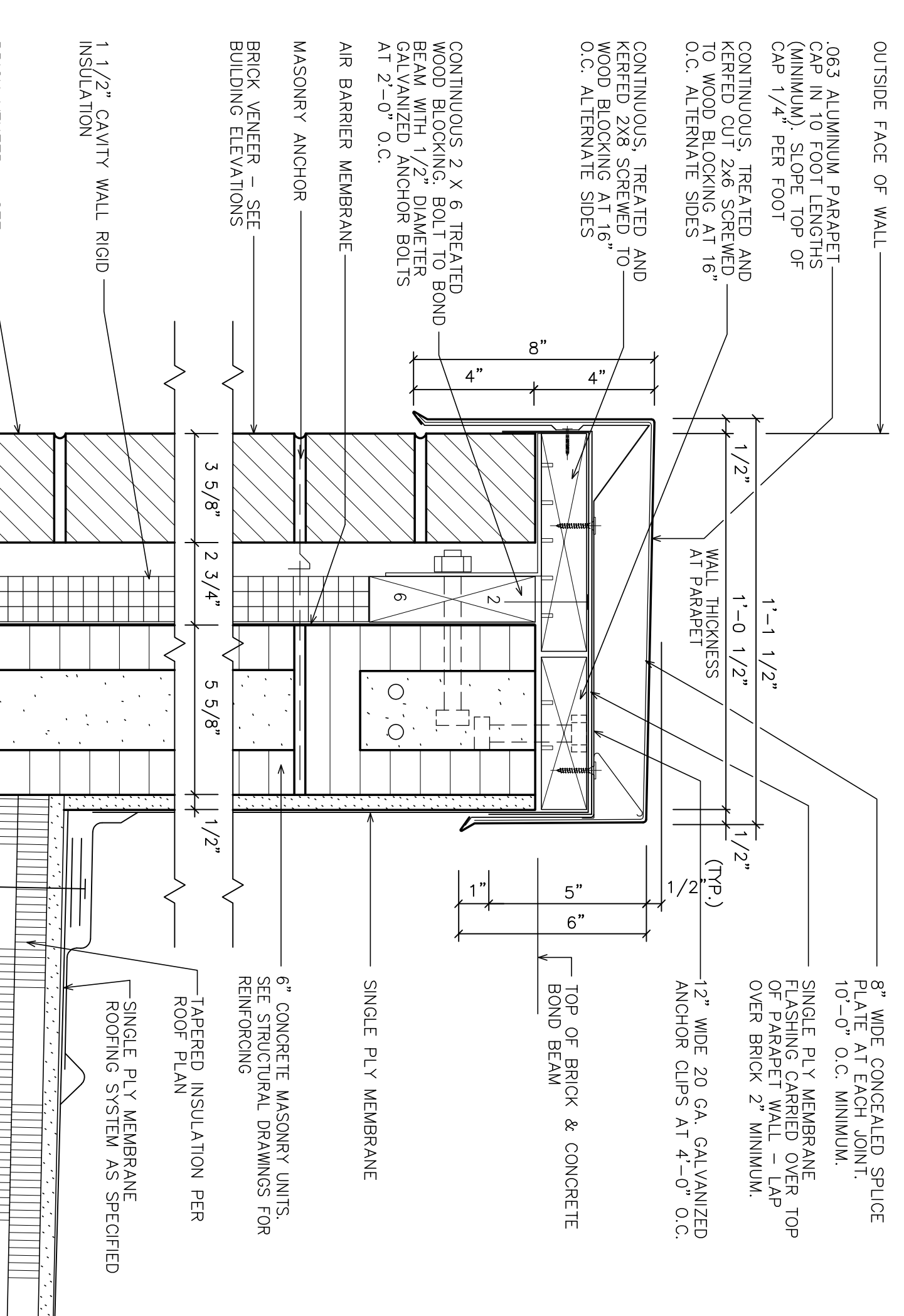
ENLARGED SCUPPER DETAIL AT NEW ADDITION || SCALE: 3" = 1'-0"



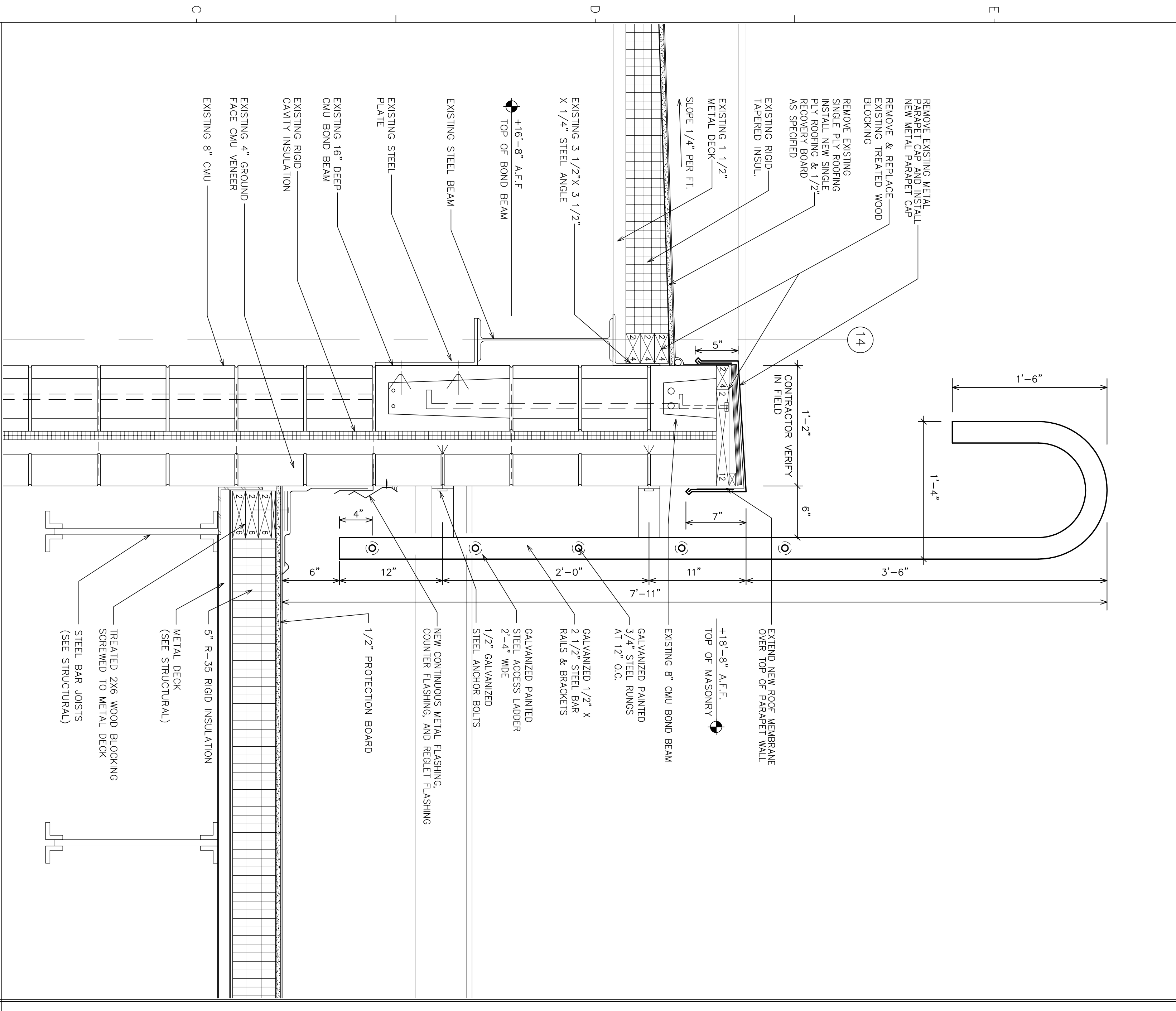
TYPICAL DETAIL OF UNDER PLATE DETAIL AT PARAPET CAP || SCALE: 3" = 1'-0"



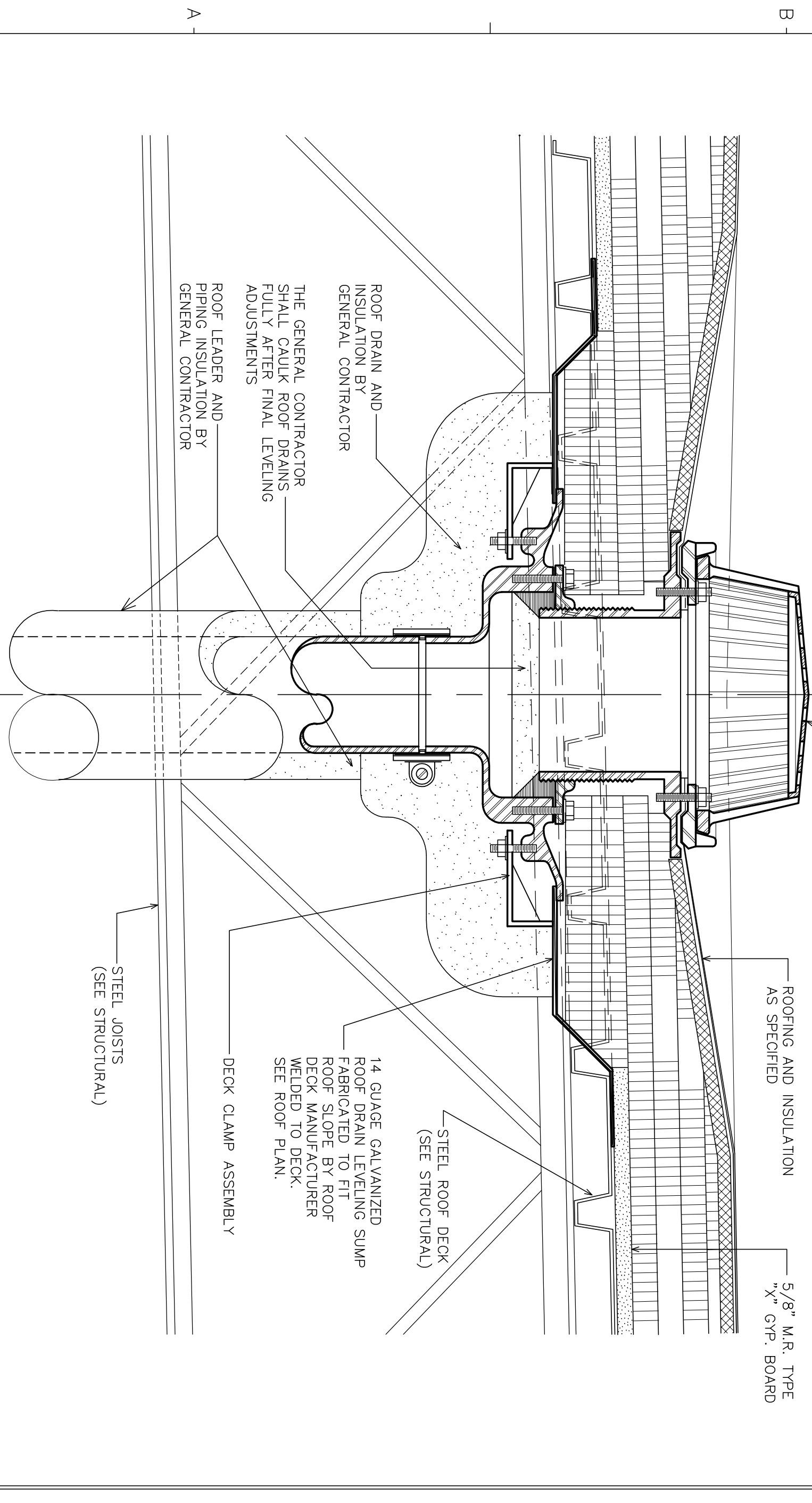
ROOF PLUMBING VENT DETAIL || SCALE: 3" = 1'-0"



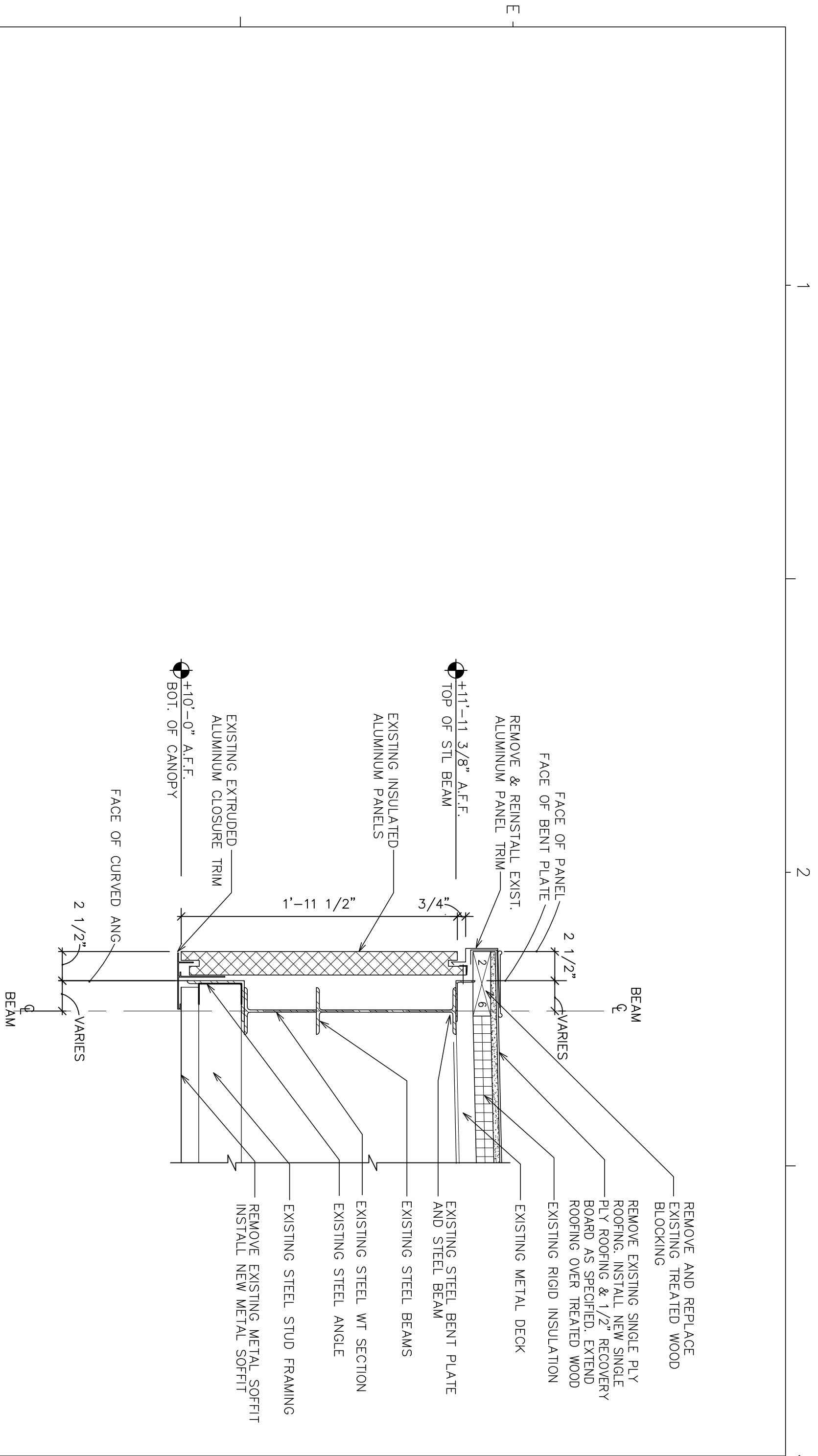
ENLARGED PARAPET CAP DETAIL AT NEW ADDITION || SCALE: 3" = 1'-0"



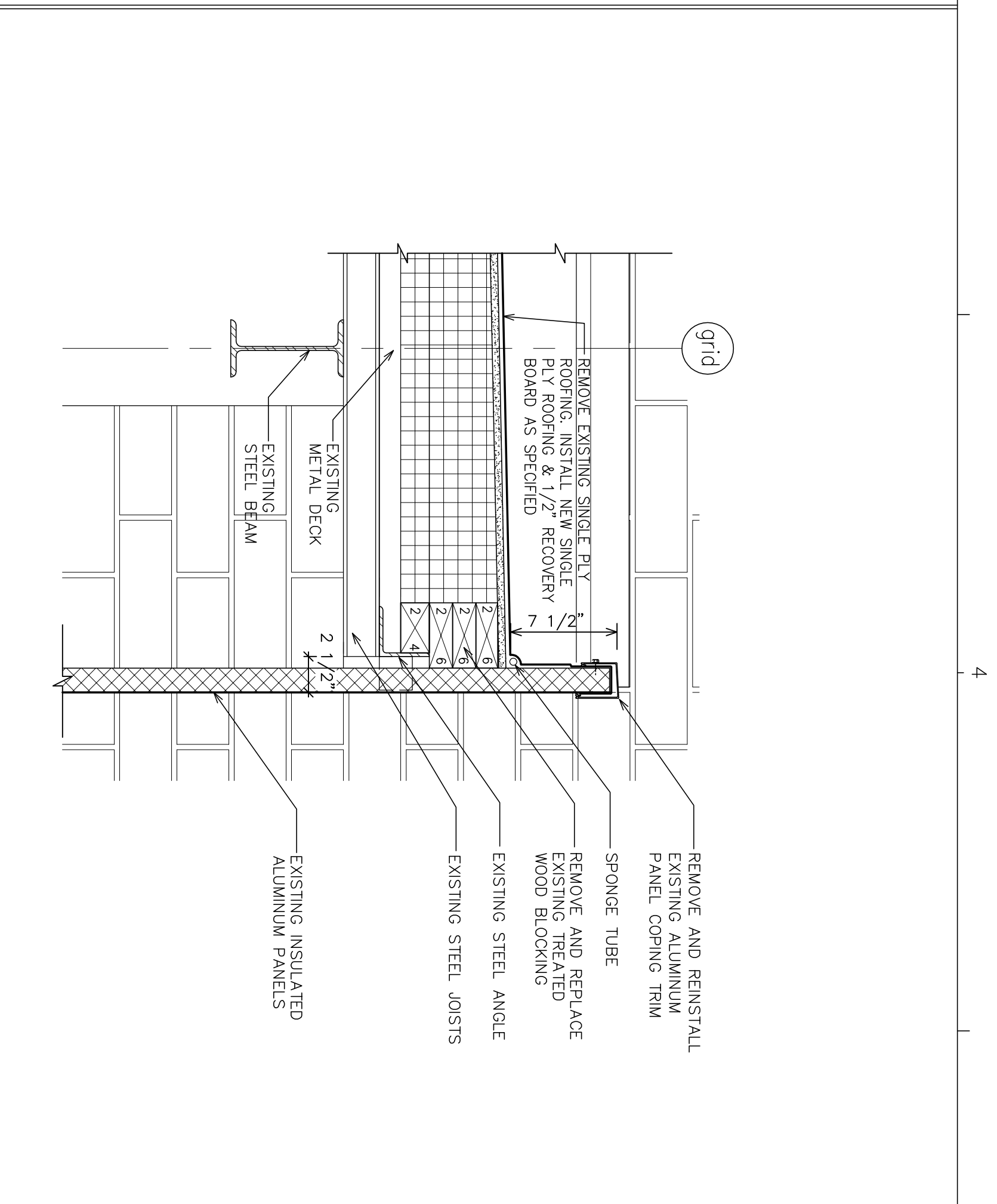
TYPICAL ROOF ACCESS LADDER DETAIL || SCALE: 1 1/2" = 1'-0"



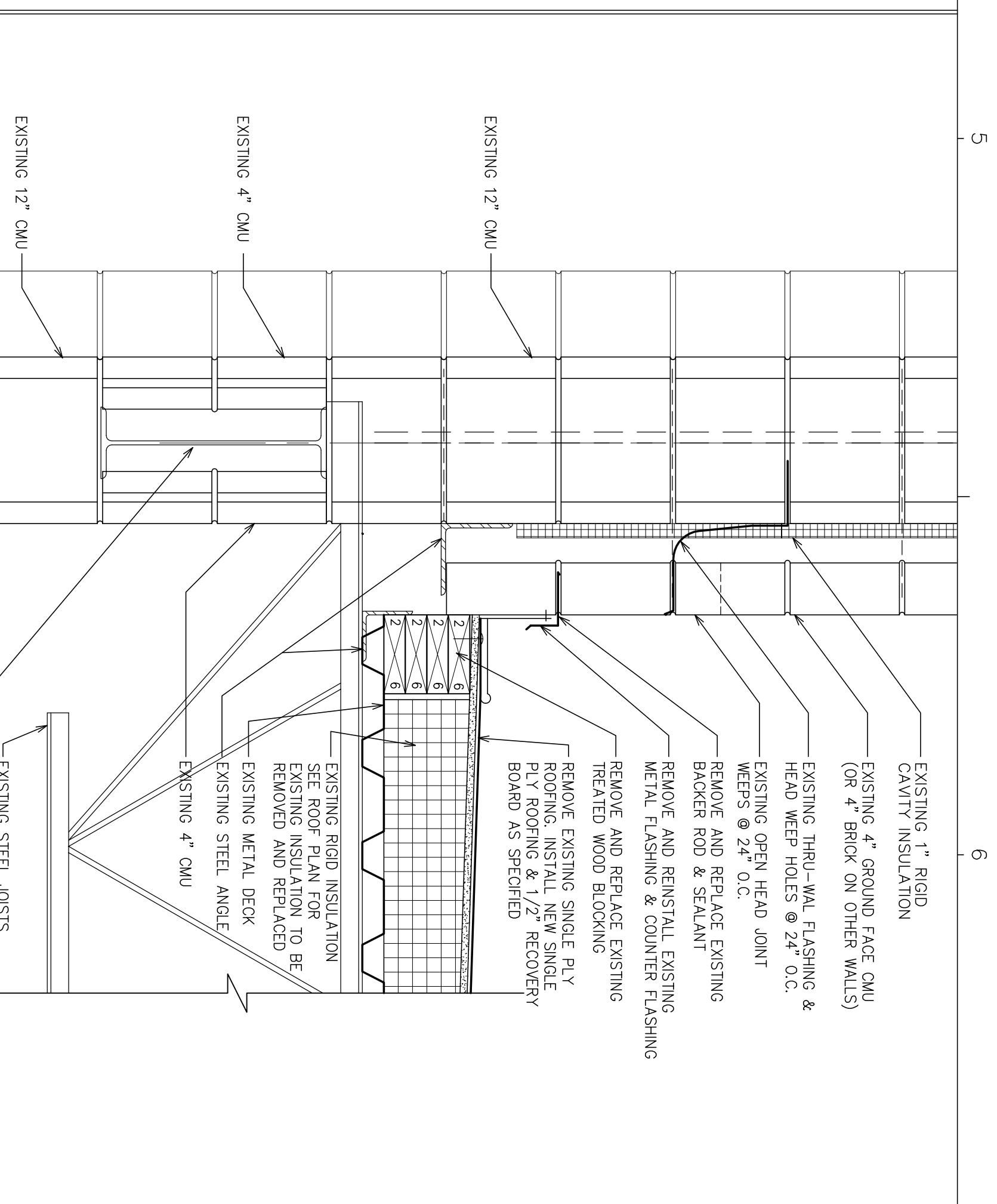
TYPICAL ROOF DRAIN & OVERFLOW DRAIN DETAIL || SCALE: 3" = 1'-0"



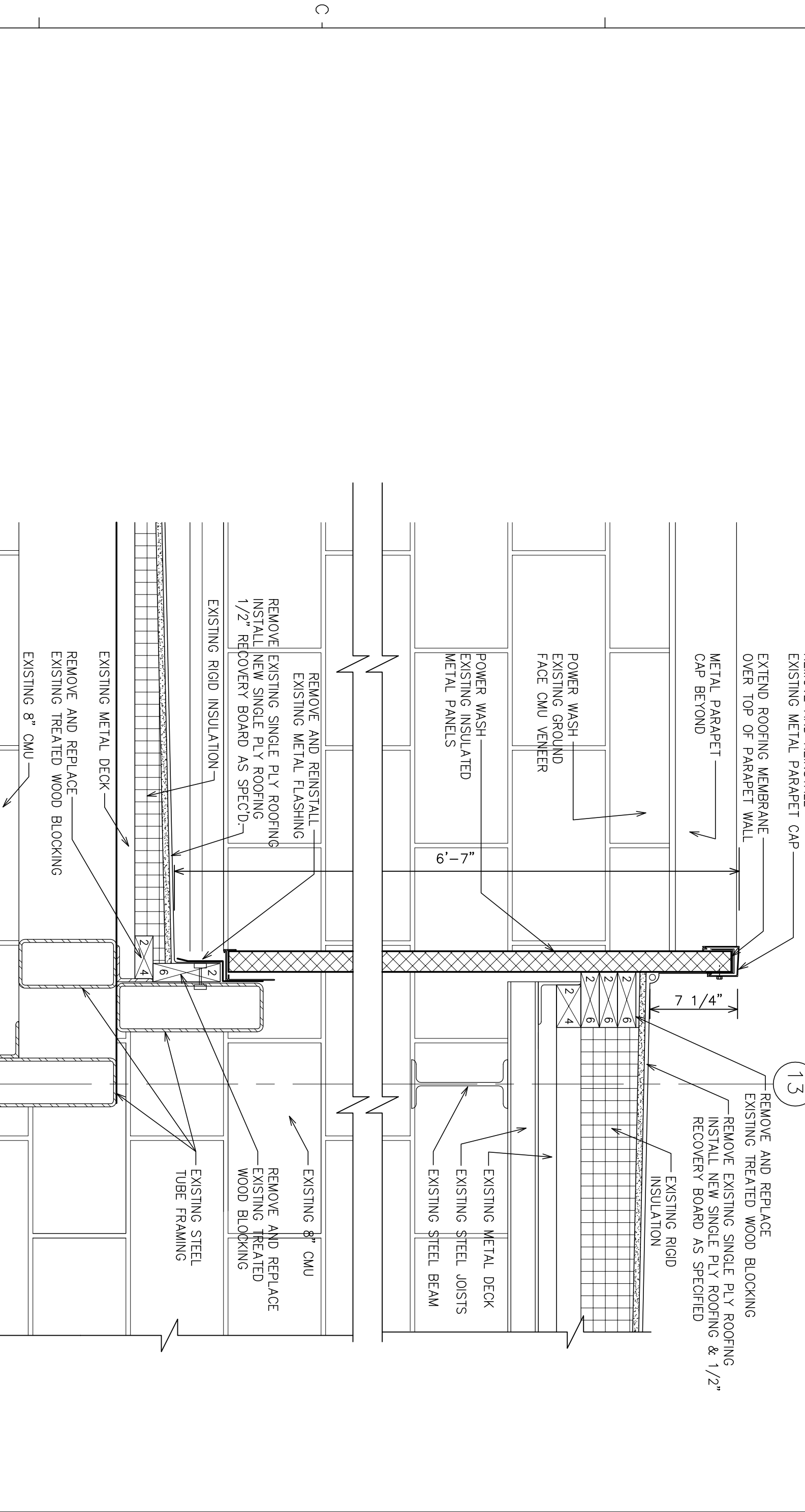
EXISTING BUILDING NEW EAVE DETAIL SCALE: 1/2" = 1'-0" 09



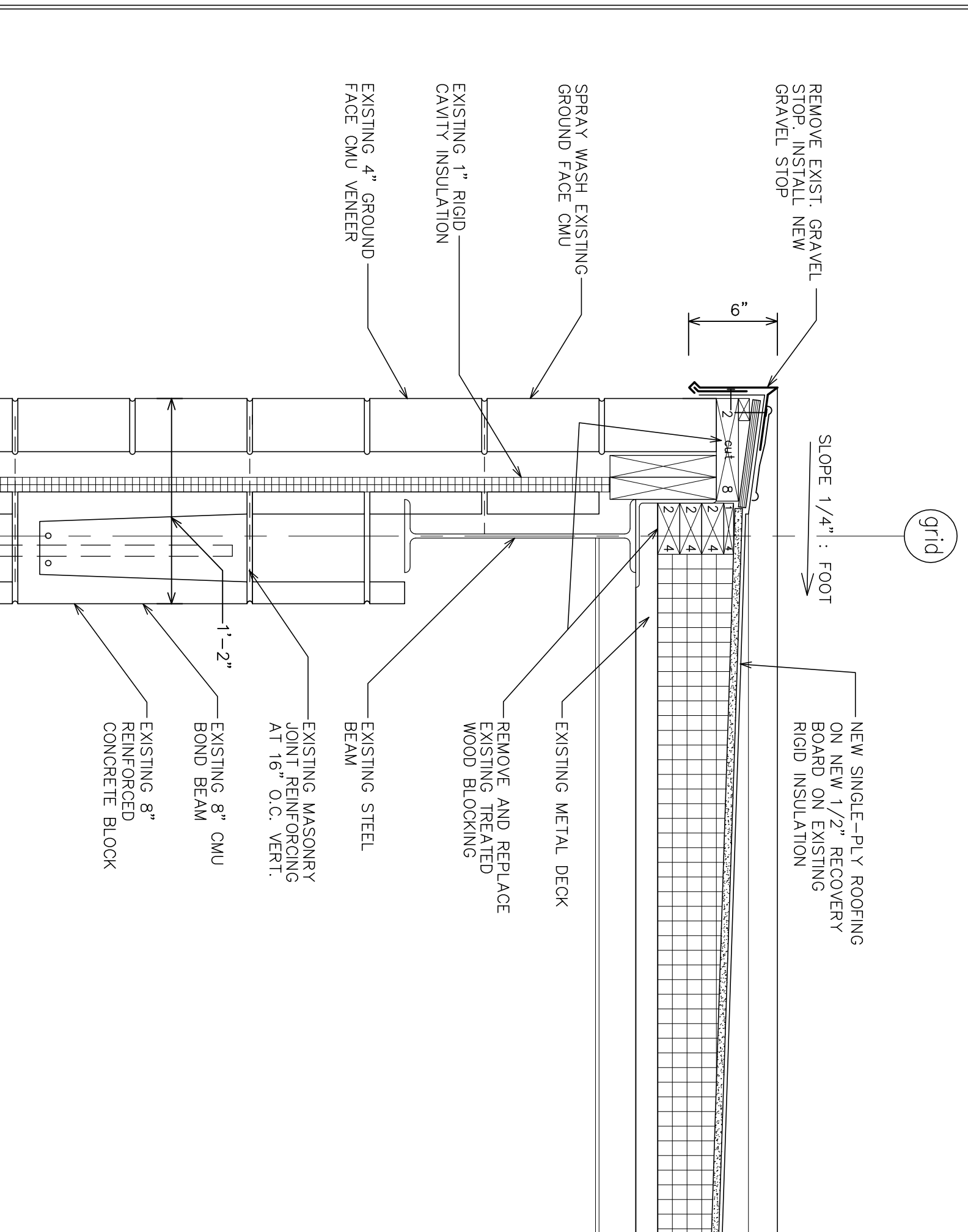
EXISTING BUILDING NEW PARAPET CAP DETAIL SCALE: 1/2" = 1'-0" 08



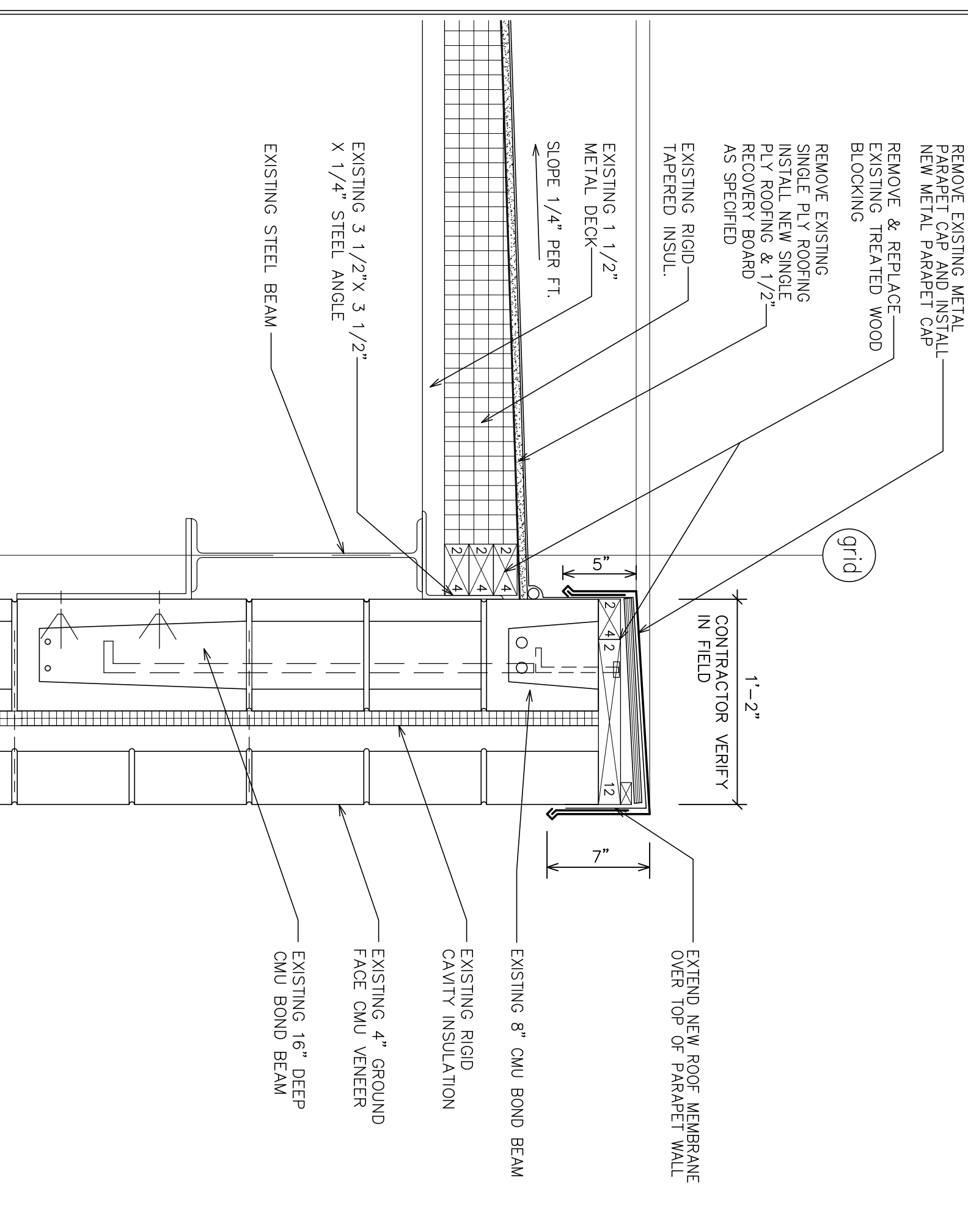
EXISTING BUILDING ROOF TO WALL DETAIL SCALE: 1/2" = 1'-0" 07



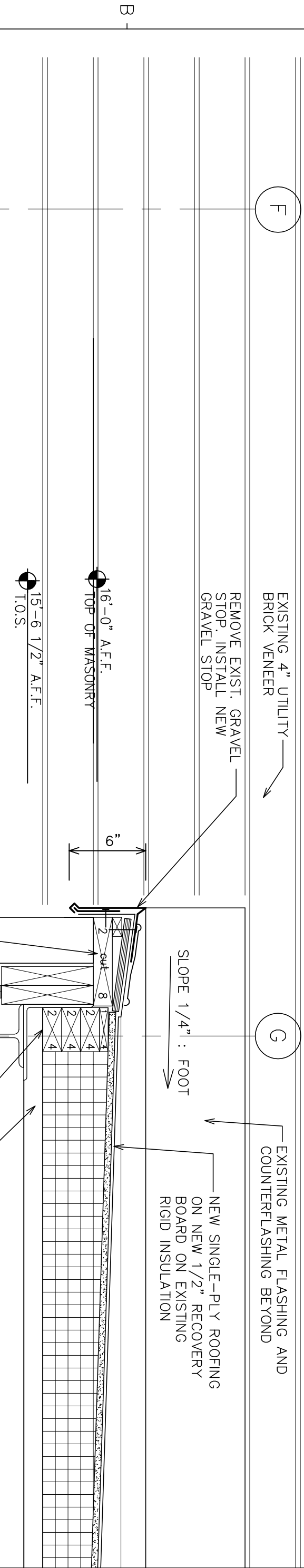
EXISTING BUILDING NEW PARAPET CAP DETAIL SCALE: 1/2" = 1'-0" 06



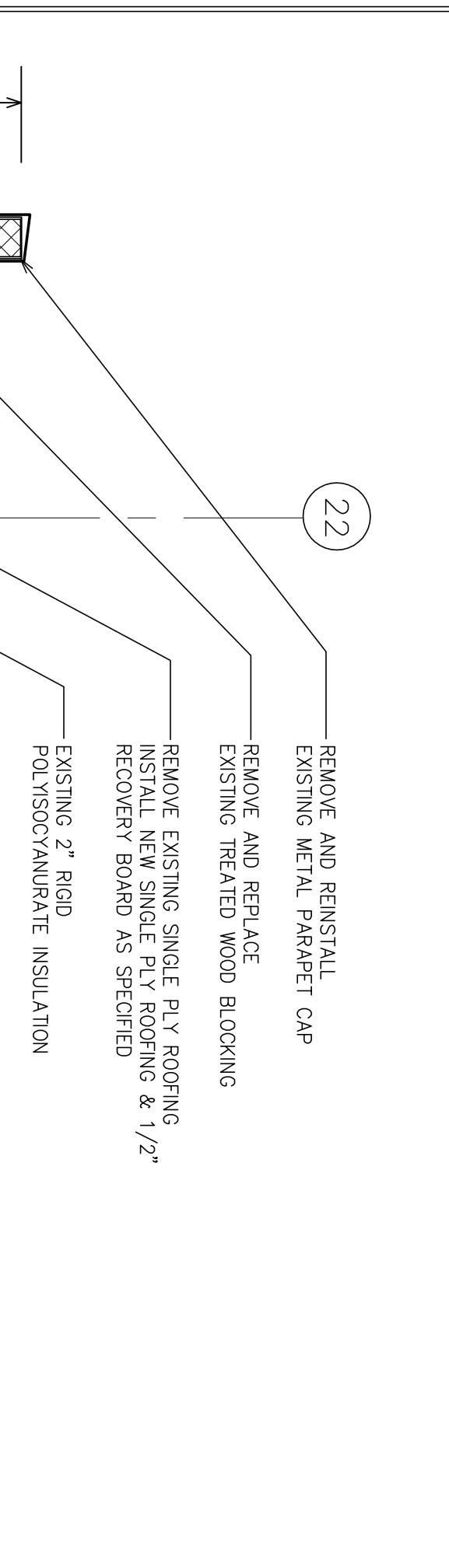
EXISTING BUILDING NEW GRAVEL STOP DETAIL SCALE: 1/2" = 1'-0" 05



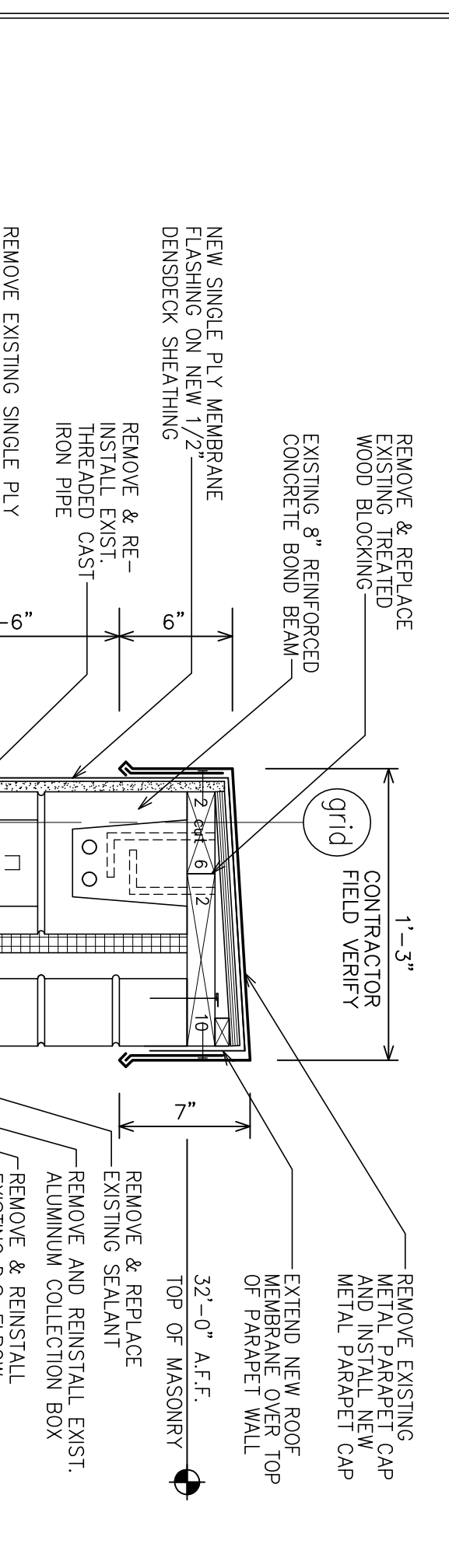
EXISTING BUILDING NEW PARAPET CAP DETAIL SCALE: 1/2" = 1'-0" 04



EXISTING EAVE DETAIL ABOVE LAUNDRY SCALE: 1/2" = 1'-0" 03



EXISTING CANOPY PARAPET CAP DETAIL SCALE: 1/2" = 1'-0" 02




GYMNASIUM PARAPET ROOF DRAIN DETAIL SCALE: 1/2" = 1'-0" 01

SCHWARTZ CENTER RENOVATION & ADDITION  
CAPE FEAR COMMUNITY COLLEGE

CONSTRUCTION DOCUMENTS  
DEPT. OF COMMUNITY COLLEGES  
SCHWARTZ CENTER  
RENOVATION & ADDITION  
STATE ID #: 16-1420-01/A  
NCCCS # 2102



LSP ASSOCIATES LTD.  
10 NORTH THIRD STREET SUITE 500  
WILMINGTON, NORTH CAROLINA 28401  
TEL: 910/797-4220  
WWW.LSP.COM



MEMBER OF THE AMERICAN INSTITUTE OF ARCHITECTS  
COPYRIGHT 2017 ALL RIGHTS RESERVED  
DOCUMENTATION MAY NOT BE REPRODUCED  
IN ANY FORM WITHOUT WRITTEN  
PERMISSION FROM LSP ASSOCIATES LTD.


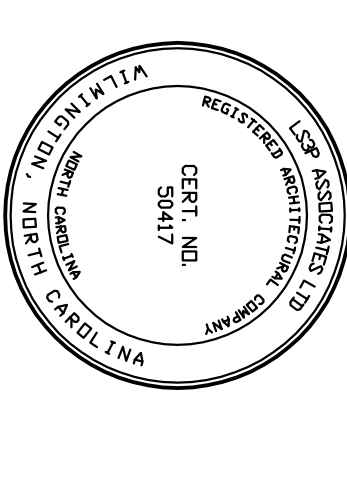
REVISIONS

PROJECT: 7202-165860  
DATE: 05/09/2017  
DRAWN BY: ACA  
CHECKED BY: ACA

ROOF DETAILS  
A-304

SOLUTIONS THROUGH LISTENING  
SERVICE BY DESIGN





MEMBER OF THE AMERICAN INSTITUTE OF ARCHITECTS  
COPYRIGHT 2017 ALL RIGHTS RESERVED  
NO PART OF THIS DOCUMENTATION MAY BE REPRODUCED OR TRANSMITTED IN ANY FORM WITHOUT WRITTEN PERMISSION FROM LS3P ASSOCIATES LTD.

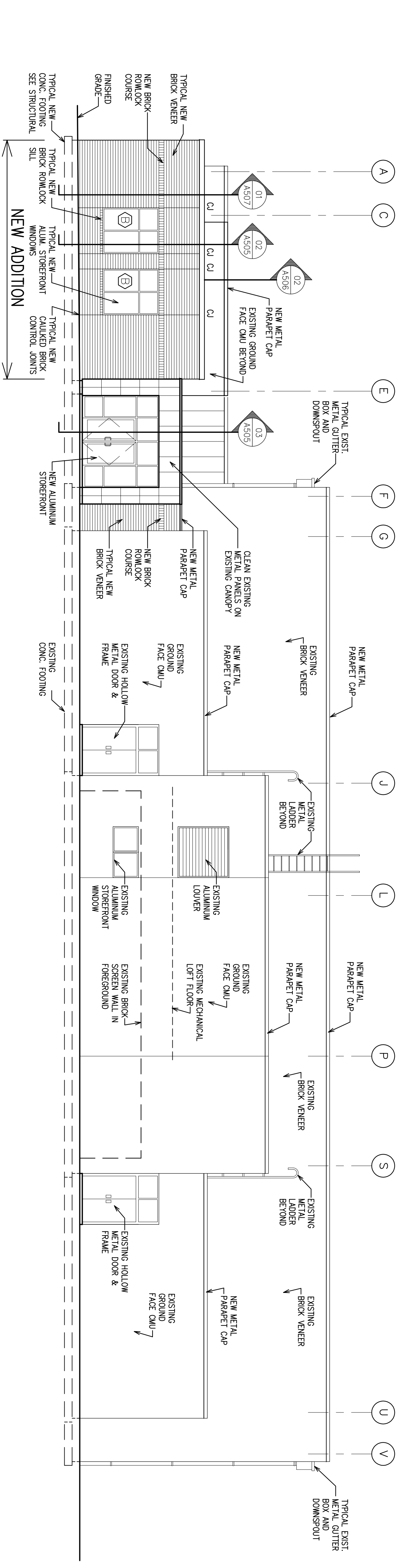
REVISIONS:

PROJECT: 7202-165060  
DATE: 06/06/2017  
DRAWN BY: ACA  
CHECKED BY: ACA

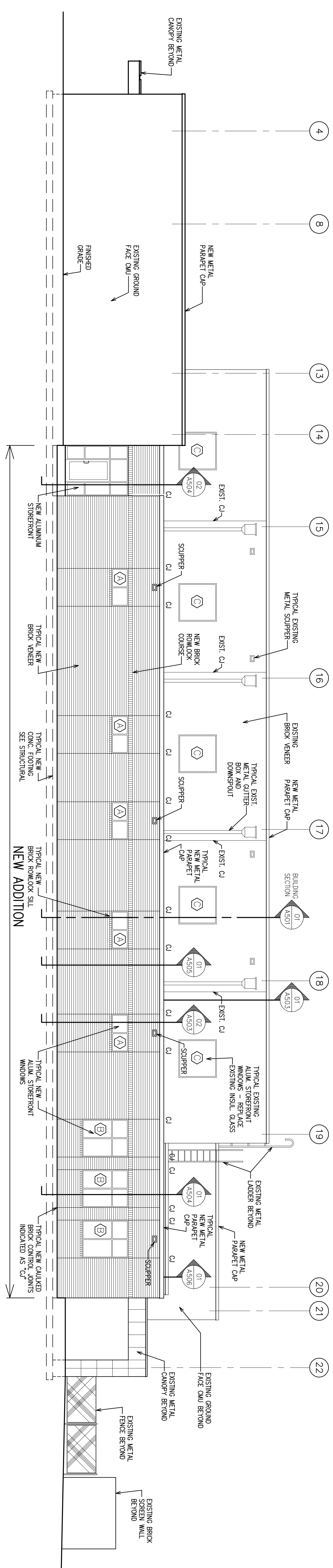
BUILDING ELEVATIONS

**A-401**



SOLUTIONS THROUGH LISTENING  
SERVICE BY DESIGN



EAST ELEVATION || SCALE: 1/8" = 1'-0" 02



NEW SOUTH ELEVATION || SCALE: 1/8" = 1'-0" 01



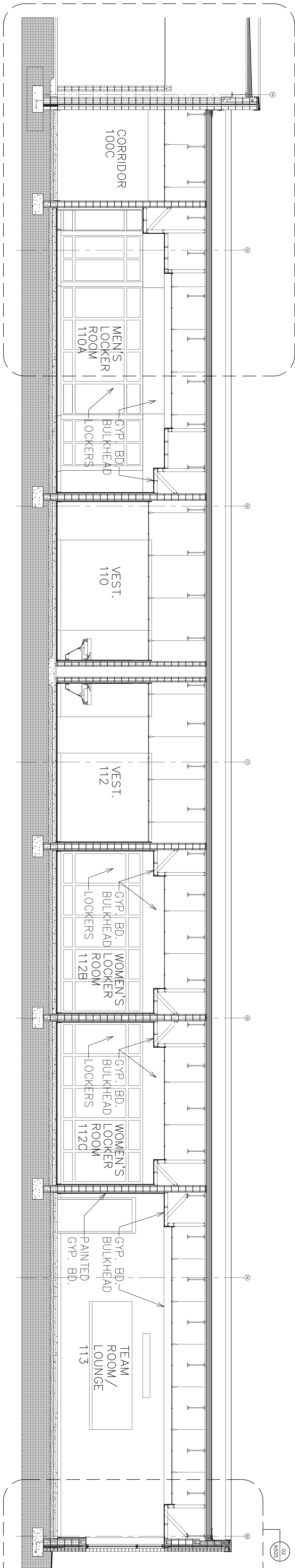
MEMBER OF THE AMERICAN INSTITUTE OF ARCHITECTS  
COPYRIGHT 2017 ALL RIGHTS RESERVED  
DOCUMENTATION MAY NOT BE REPRODUCED  
IN ANY FORM WITHOUT WRITTEN  
PERMISSION FROM LS3P ASSOCIATES LTD.

REVISIONS:

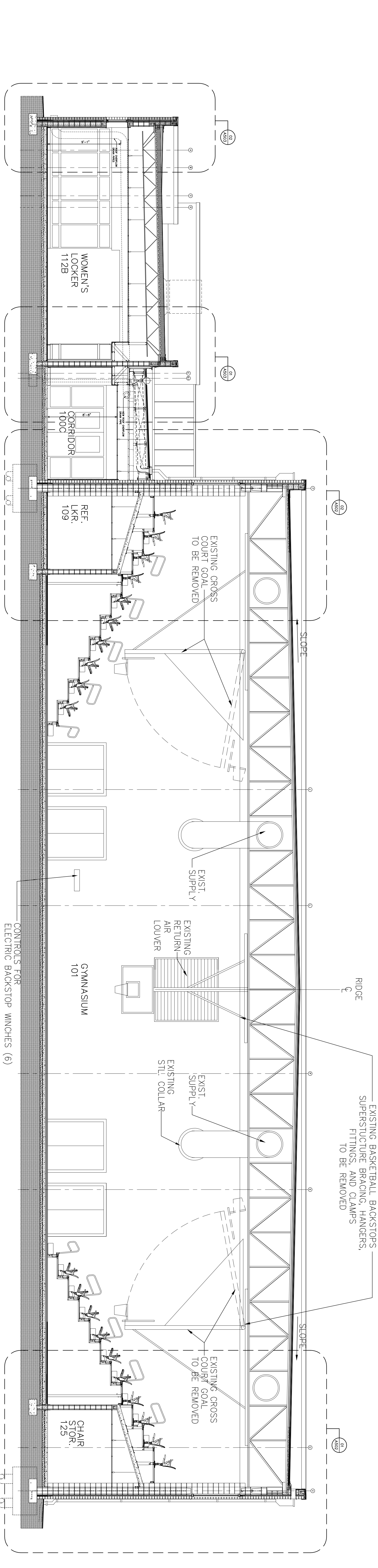
PROJECT: 7202-165069  
DATE: 06/06/2017  
DRAWN BY: ACA  
CHECKED BY: ACA

BUILDING  
SECTIONS

A-501



BUILDING SECTION 02  
SCALE: 1/4" = 1'-0"



BUILDING SECTION 01  
SCALE: 3/16" = 1'-0"





MEMBER OF THE AMERICAN SOCIETY OF ARCHITECTS  
COPYRIGHT 2017 ALL RIGHTS RESERVED  
DOCUMENTATION MAY NOT BE REPRODUCED  
IN ANY FORM WITHOUT WRITTEN  
PERMISSION FROM LSP ASSOCIATES LTD.

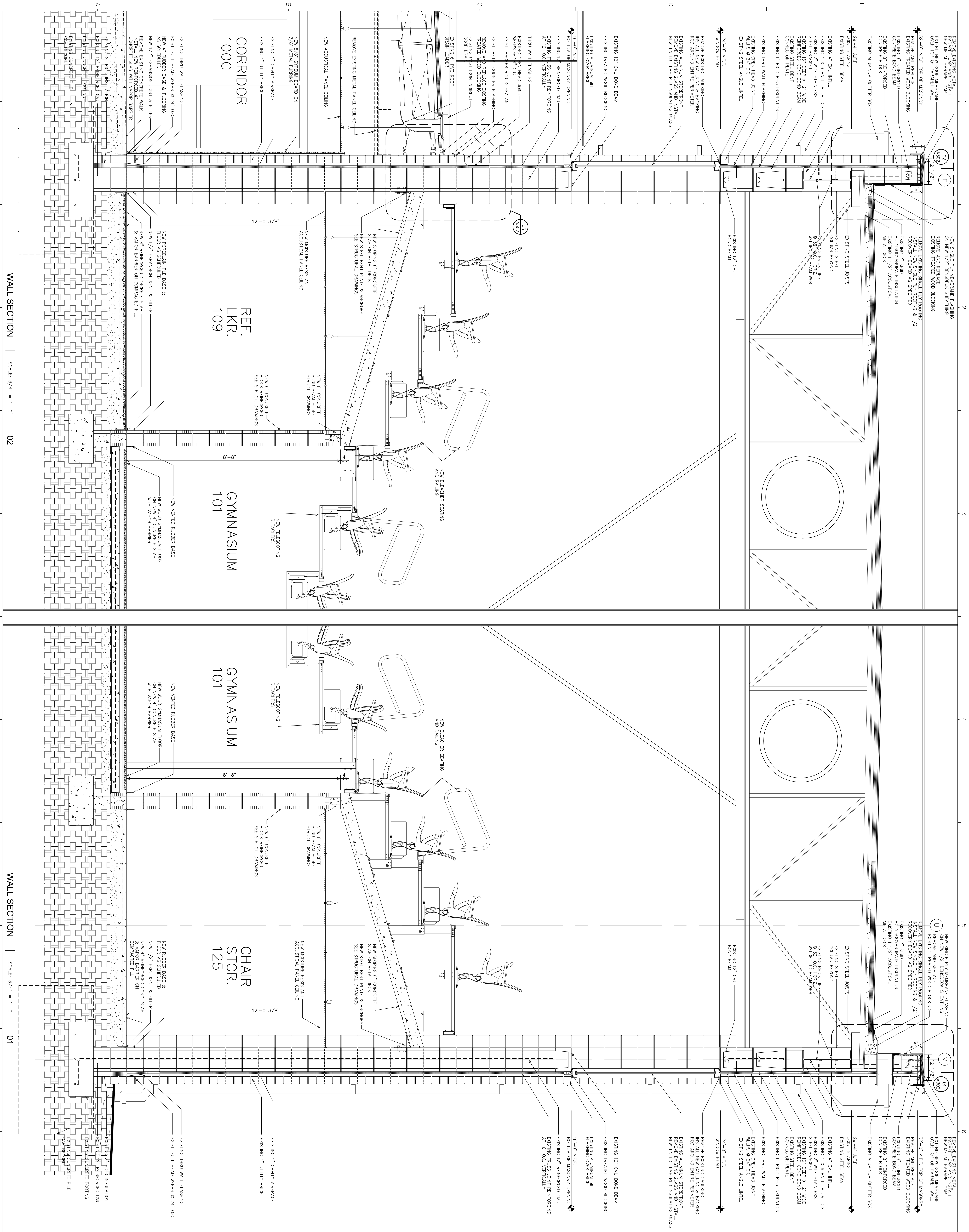
REVISIONS

PROJECT: 7202-165060  
DATE: 06/06/2017  
DRAWN BY: ACA  
CHECKED BY: ACA

**WALL  
SECTIONS**

**A-502**

SOLUTIONS THROUGH LISTENING  
SERVICE BY DESIGN



**WALL SECTION** || SCALE 3/4" = 1'-0" **02**

**CORRIDOR  
100C**

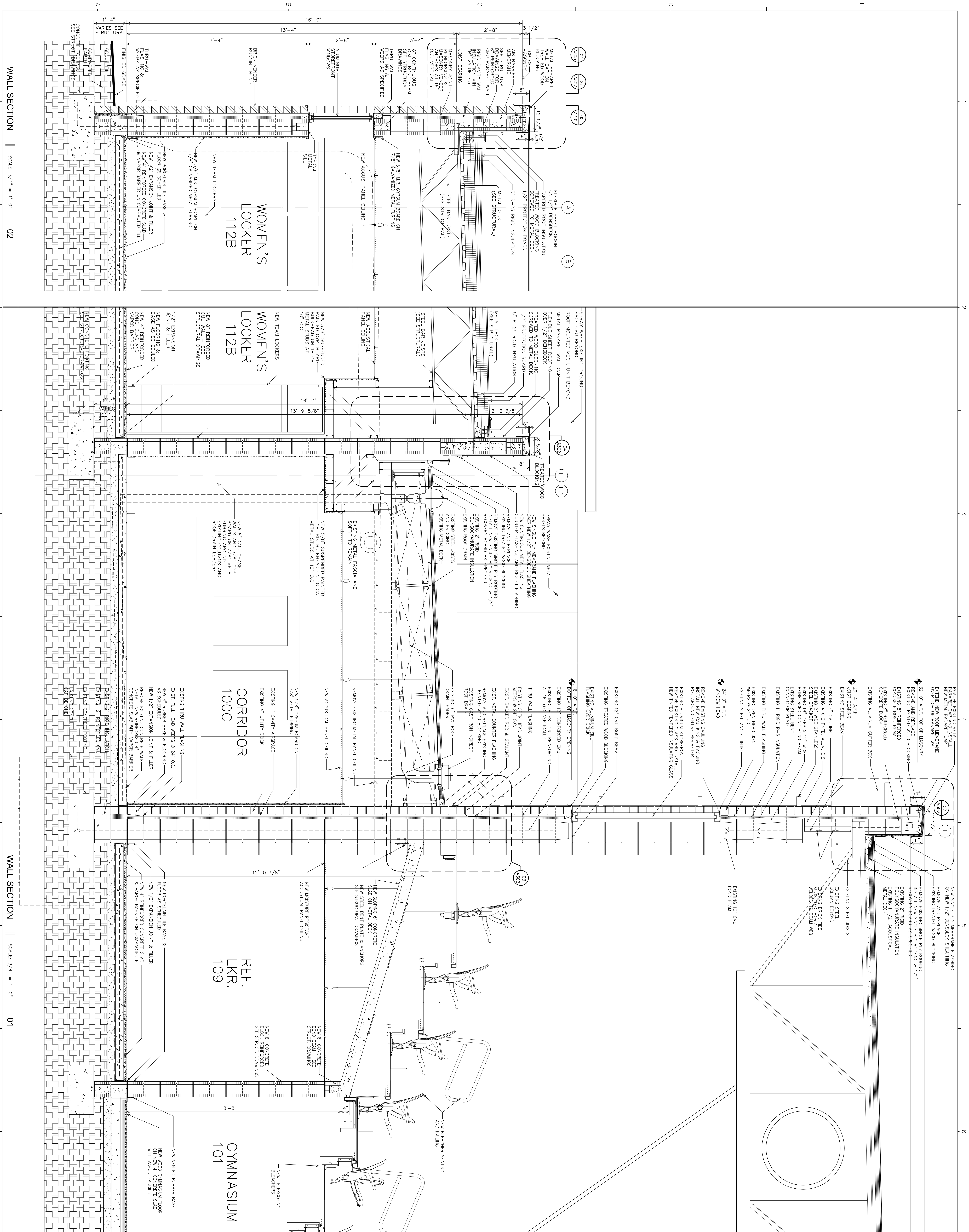
**REF.  
LKR.  
109**

**GYMNASIUM  
101**

**WALL SECTION** || SCALE 3/4" = 1'-0" **01**

**GYMNASIUM  
101**


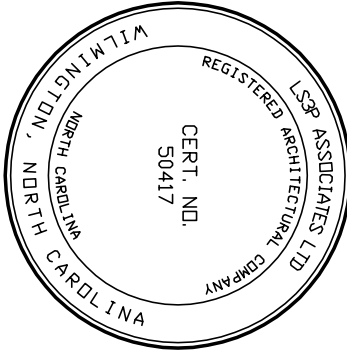
**CHAIR  
STOR.  
125**



WALL SECTION SCALE: 3/4" = 1'-0" 02

WALL SECTION SCALE: 3/4" = 1'-0" 01





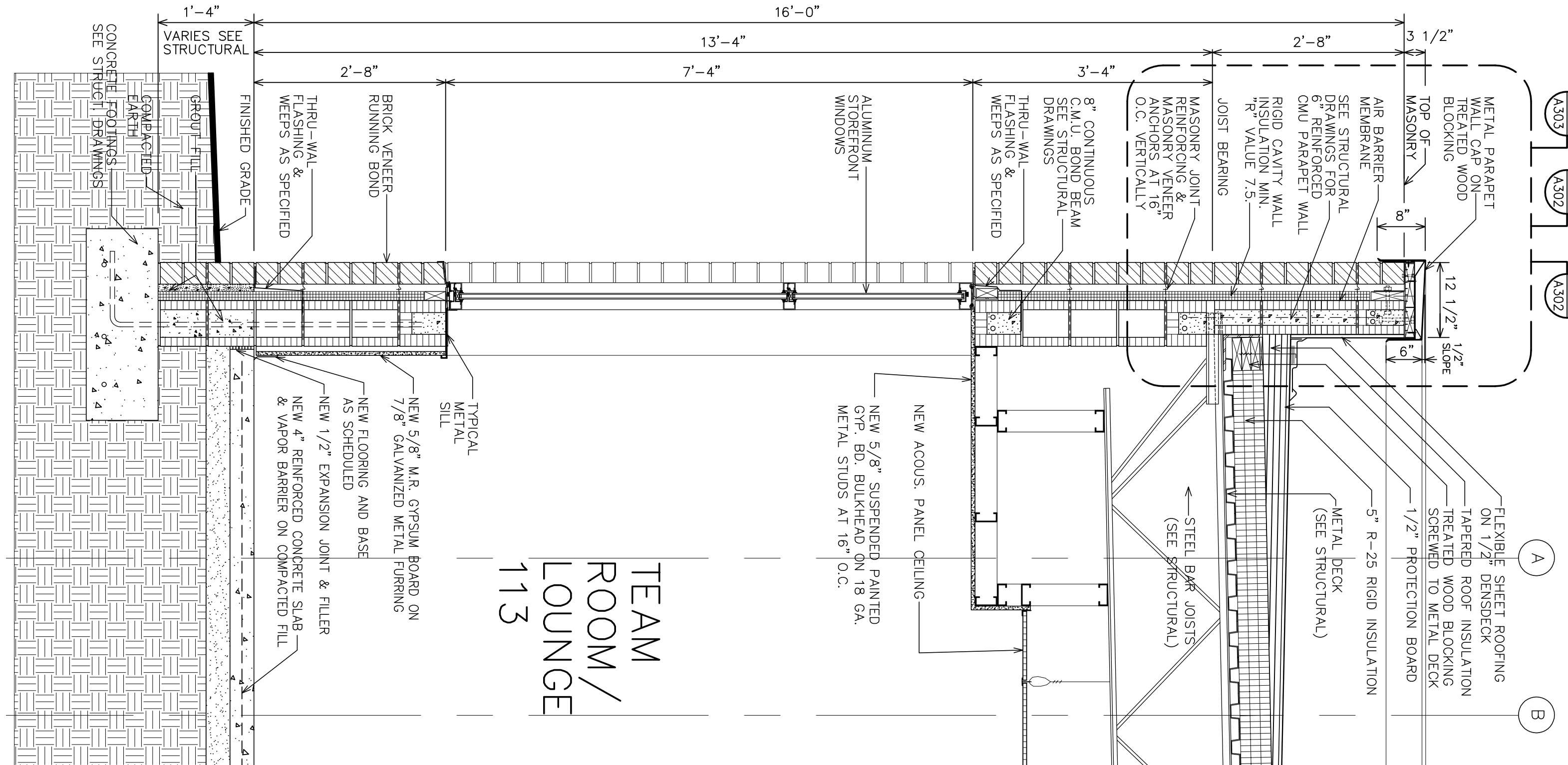
MEMBER OF THE AMERICAN INSTITUTE OF ARCHITECTS  
COPYRIGHT 2017 ALL RIGHTS RESERVED  
DOCUMENTATION MAY NOT BE REPRODUCED  
IN ANY FORM WITHOUT WRITTEN  
PERMISSION FROM LSP ASSOCIATES LTD.

REVISIONS:

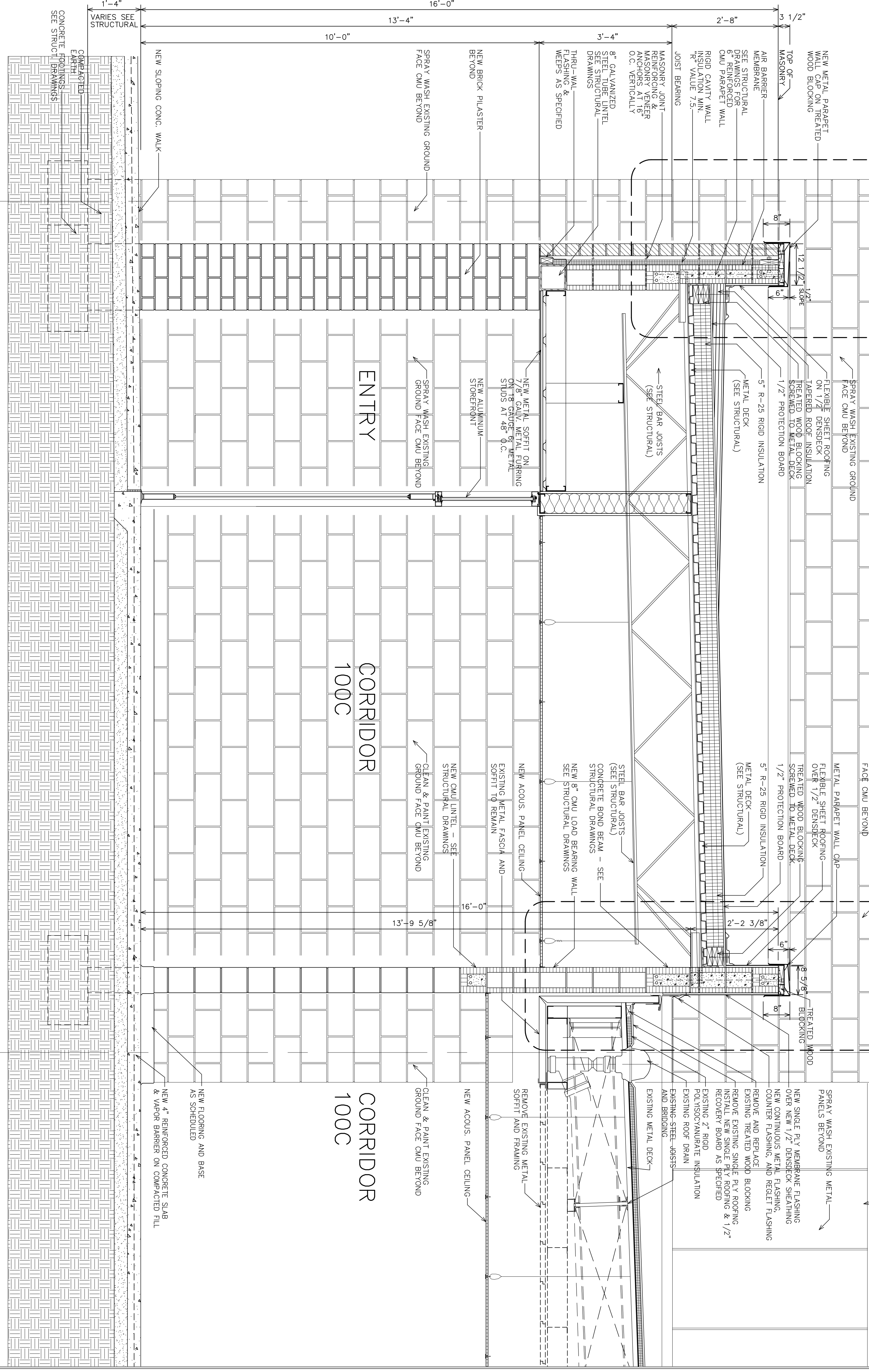
PROJECT: 7202-150509  
DATE: 05/05/2017  
DRAWN BY: ACA  
CHECKED BY: ACA

WALL  
SECTIONS


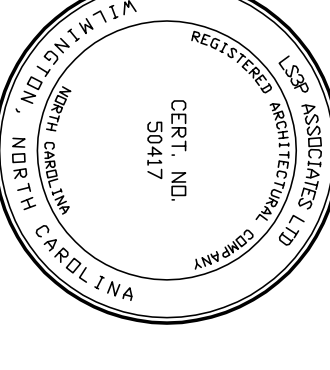
A-504



WALL SECTION || SCALE 3/4" = 1'-0" 01



WALL SECTION || SCALE 3/4" = 1'-0" 02



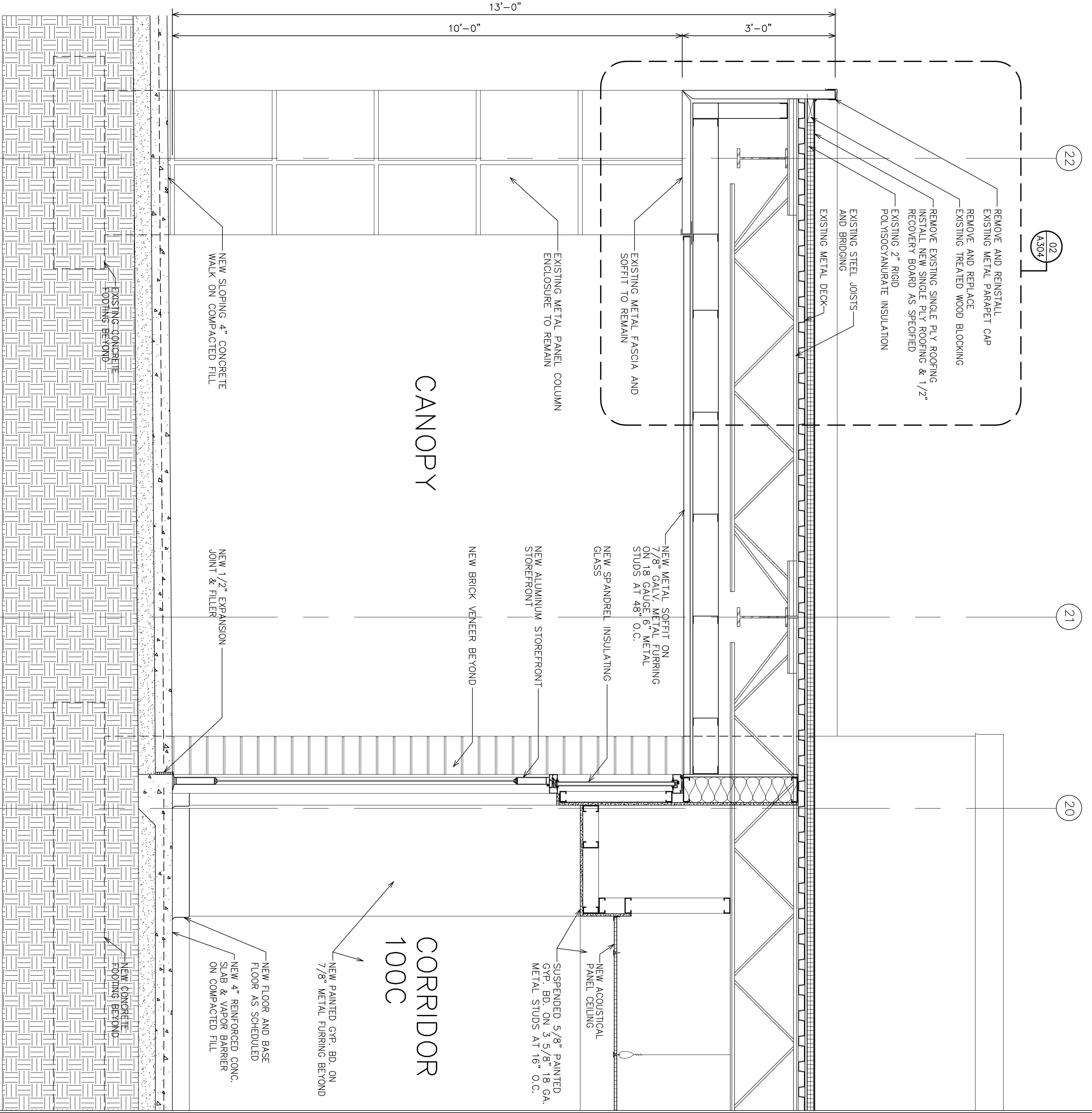
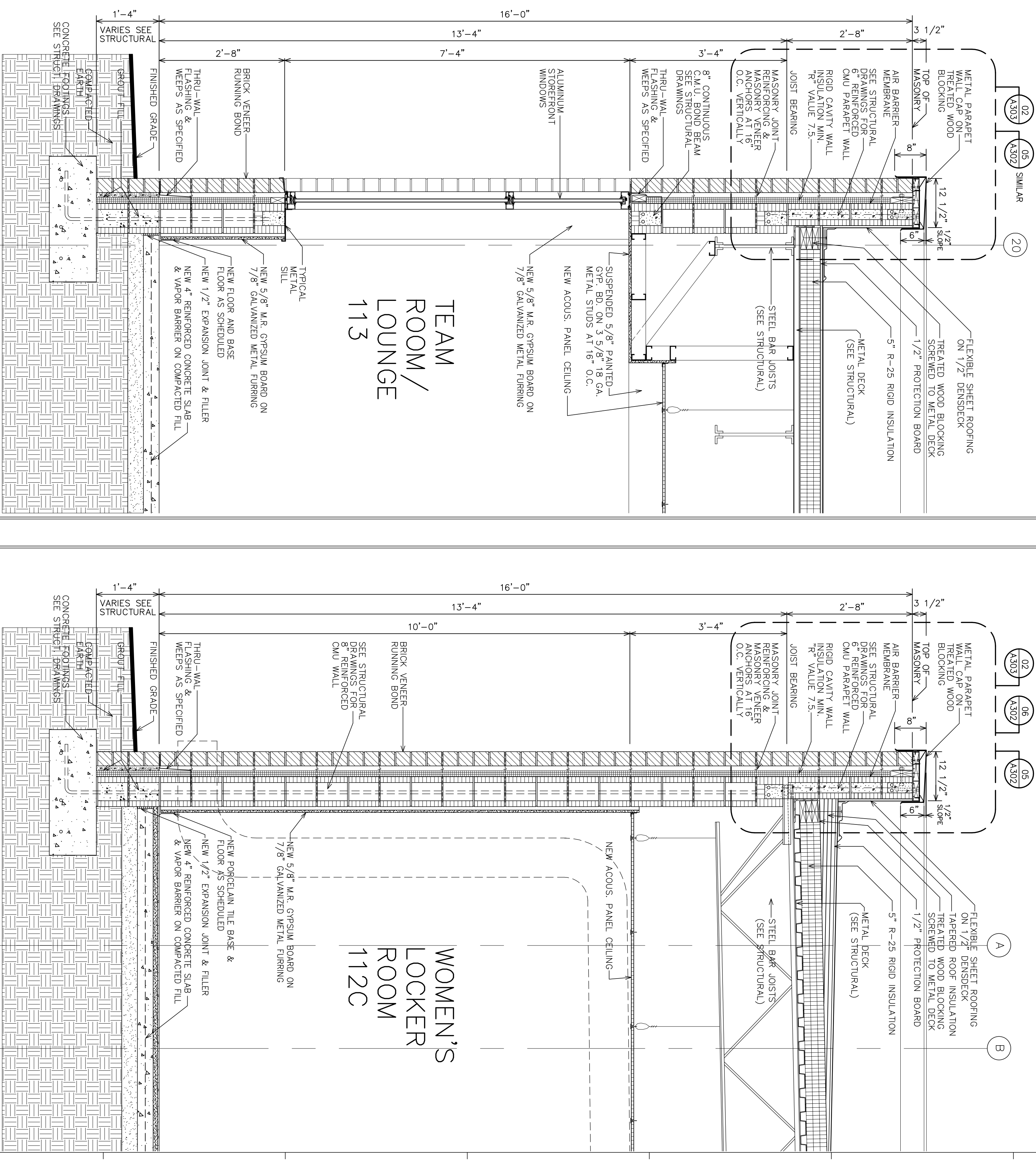
MEMBER OF THE AMERICAN INSTITUTE OF ARCHITECTS  
COPYRIGHT 2017 ALL RIGHTS RESERVED  
DOCUMENTATION MAY NOT BE REPRODUCED  
IN ANY FORM WITHOUT WRITTEN  
PERMISSION FROM LS3P ASSOCIATES LTD.

REVISIONS:


PROJECT: 7202-165060  
DATE: 06/06/2017  
DRAWN BY: ACA  
CHECKED BY: ACA

WALL SECTIONS

A-505







MEMBER OF THE AMERICAN INSTITUTE OF ARCHITECTS  
COPYRIGHT 2017 ALL RIGHTS RESERVED  
DOCUMENTATION MAY NOT BE REPRODUCED  
IN ANY FORM WITHOUT WRITTEN  
PERMISSION FROM LSP ASSOCIATES LTD.

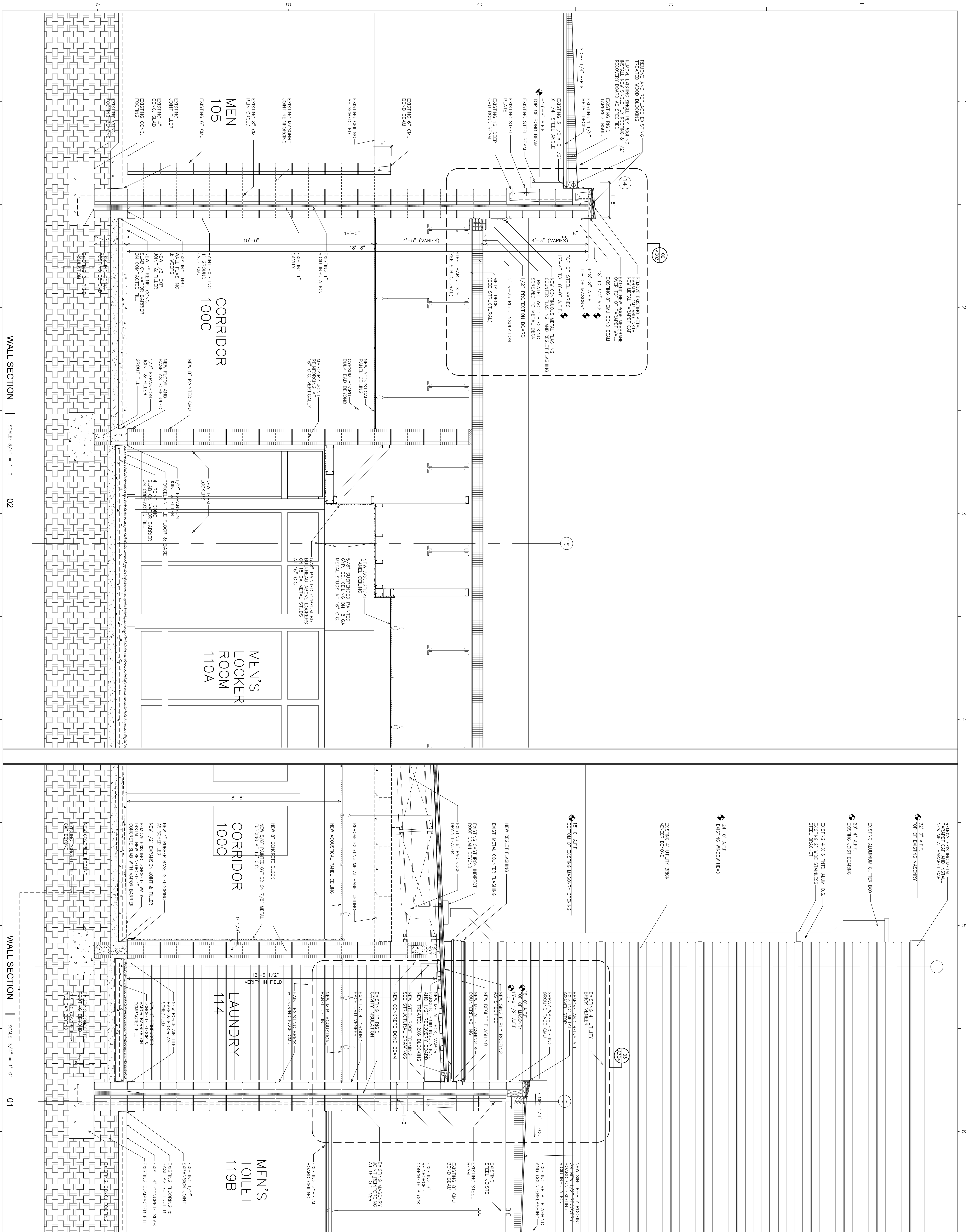
REVISIONS:

PROJECT: 7202-165069  
DATE: 05/02/2017  
DRAWN BY: ACA  
CHECKED BY: ACA

WALL SECTIONS

A-506

SOLUTIONS THROUGH LISTENING  
SERVICE BY DESIGN



WALL SECTION SCALE 3/4" = 1'-0" 02

WALL SECTION SCALE 3/4" = 1'-0" 01

## DOOR SCHEDULE

DOOR NO.	TYPE	SIZE	RATING	DOOR MAT.	GLAZING	FRAME	HEAD	JAMB	THRESH	H/ROW	REMARKS	ROOM NO.	ELEV.
100A	-	EXISTING DOOR & FRAME	-	-	-	-	-	-	-	-	-	-	-
100B	-	EXISTING DOOR & FRAME	-	-	-	-	-	-	-	-	-	-	-
100C	-	EXISTING DOOR & FRAME	-	-	-	-	-	-	-	-	-	-	-
100D	-	EXISTING DOOR & FRAME	-	-	-	-	-	-	-	-	-	-	-
100E	-	EXISTING DOOR & FRAME	-	-	-	-	-	-	-	-	-	-	-
100F	-	EXISTING DOOR & FRAME	-	-	-	-	-	-	-	-	-	-	-
100G	D-1	NEW 3-6 X 7-0 DOOR	NO	ALUMINUM	TEMPERED	ALUMINUM	H-1	J-1	T-1	1-0	ELECTRICALLY OPERATED DOOR AS TRANSOM	NO	AL-1
100H	-	EXISTING DOOR & FRAME	-	-	-	ALUMINUM	H-1	J-1	T-1	2.0	WITH SPANBERL INSULATING GLASS TRANSM	NO	-
100I	-	EXISTING DOOR & FRAME	-	-	-	-	-	-	-	-	-	-	-
100J	-	EXISTING DOOR & FRAME	-	-	-	-	-	-	-	-	-	-	-
100K	-	EXISTING DOOR & FRAME	-	-	-	-	-	-	-	-	-	-	-
100L	-	EXISTING DOOR & FRAME	-	-	-	-	-	-	-	-	-	-	-
100M	-	EXISTING DOOR & FRAME	-	-	-	-	-	-	-	-	-	-	-
100N	-	EXISTING DOOR & FRAME	-	-	-	-	-	-	-	-	-	-	-
100O	-	EXISTING DOOR & FRAME	-	-	-	-	-	-	-	-	-	-	-
100P	-	EXISTING DOOR & FRAME	-	-	-	-	-	-	-	-	-	-	-
100Q	-	EXISTING DOOR & FRAME	-	-	-	-	-	-	-	-	-	-	-
100R	-	EXISTING DOOR & FRAME	-	-	-	-	-	-	-	-	-	-	-
100S	-	EXISTING DOOR & FRAME	-	-	-	-	-	-	-	-	-	-	-
100T	-	EXISTING DOOR & FRAME	-	-	-	-	-	-	-	-	-	-	-
100U	-	EXISTING DOOR & FRAME	-	-	-	-	-	-	-	-	-	-	-
100V	-	EXISTING DOOR & FRAME	-	-	-	-	-	-	-	-	-	-	-
100W	-	EXISTING DOOR & FRAME	-	-	-	-	-	-	-	-	-	-	-
100X	-	EXISTING DOOR & FRAME	-	-	-	-	-	-	-	-	-	-	-
100Y	-	EXISTING DOOR & FRAME	-	-	-	-	-	-	-	-	-	-	-
100Z	-	EXISTING DOOR & FRAME	-	-	-	-	-	-	-	-	-	-	-
101	-	EXISTING DOOR & FRAME	-	-	-	-	-	-	-	-	-	-	-
101A	-	EXISTING DOOR & FRAME	-	-	-	-	-	-	-	-	-	-	-
101B	-	EXISTING DOOR & FRAME	-	-	-	-	-	-	-	-	-	-	-
101C	-	EXISTING DOOR & FRAME	-	-	-	-	-	-	-	-	-	-	-
102	D-2	NEW 3-0 X 7-0 DOOR	NO	-	-	S.C. WOOD	H-2	J-2	T-3	5.0	-	YES	HM-1
102A	D-2	NEW 3-0 X 7-0 DOOR	NO	-	-	S.C. WOOD	H-2	J-2	T-3	5.0	-	YES	HM-1
102B	-	EXISTING DOOR & FRAME	-	-	-	-	-	-	-	-	-	-	-
102C	-	EXISTING DOOR & FRAME	-	-	-	-	-	-	-	-	-	-	-
103	-	EXISTING DOOR & FRAME	-	-	-	-	-	-	-	-	-	-	-
104	D-2	NEW 3-0 X 7-0 DOOR	NO	-	-	S.C. WOOD	H-2	J-2	T-2	4.0	-	YES	HM-1
105	D-2	NEW 3-0 X 7-0 DOOR	NO	-	-	S.C. WOOD	H-2	J-2	T-2	4.0	-	YES	HM-1
106	D-2	NEW 3-0 X 7-0 DOOR	NO	-	-	S.C. WOOD	H-2	J-2	T-2	4.0	-	YES	HM-1
106A	D-2	NEW 3-0 X 7-0 DOOR	NO	-	-	S.C. WOOD	H-2	J-2	T-2	4.0	-	YES	HM-1
107	D-2	NEW 3-0 X 7-0 DOOR	NO	-	-	S.C. WOOD	H-2	J-2	T-2	4.0	-	YES	HM-1
107A	D-2	NEW 3-0 X 7-0 DOOR	NO	-	-	S.C. WOOD	H-2	J-2	T-2	4.0	-	YES	HM-1
108	D-2	NEW 3-0 X 7-0 DOOR	NO	-	-	S.C. WOOD	H-2	J-2	T-2	4.0	-	YES	HM-1
109	D-2	NEW 3-0 X 7-0 DOOR	NO	-	-	S.C. WOOD	H-2	J-2	T-2	4.0	-	YES	HM-1
110	D-2	NEW 3-0 X 7-0 DOOR	NO	-	-	S.C. WOOD	H-2	J-2	T-2	4.0	-	YES	HM-1
110A	D-2	NEW 3-0 X 7-0 DOOR	NO	-	-	S.C. WOOD	H-2	J-2	T-2	4.0	-	YES	HM-1
111	D-2	NEW 3-4 X 7-0 DOOR	NO	-	-	S.C. WOOD	H-2	J-2	T-2	4.0	-	YES	HM-1
112	D-2	NEW 3-4 X 7-0 DOOR	NO	-	-	S.C. WOOD	H-2	J-2	T-2	4.0	-	YES	HM-1
112A	D-2	NEW 3-4 X 7-0 DOOR	NO	-	-	S.C. WOOD	H-2	J-2	T-2	4.0	-	YES	HM-1
112B	D-2	NEW 3-4 X 7-0 DOOR	NO	-	-	S.C. WOOD	H-2	J-2	T-2	4.0	-	YES	HM-1
113	D-2	NEW 3-0 X 7-0 DOOR	NO	-	-	S.C. WOOD	H-2	J-2	T-2	4.0	-	YES	HM-1
114	D-2	NEW PR 3-0 X 7-0 DOOR	NO	-	-	S.C. WOOD	H-2	J-2	T-2	4.0	-	YES	HM-1
114A	D-2	NEW 3-6 X 7-0 DOOR	NO	-	-	S.C. WOOD	H-2	J-2	T-3	8.0	-	YES	HM-1
115	-	EXISTING DOOR & FRAME	-	-	-	-	-	-	-	-	-	-	-
116	D-2	NEW PR 4-0 X 7-0 DOOR	NO	-	-	S.C. WOOD	H-7	J-7	T-3	10.0	-	YES	HM-3
117	-	EXISTING DOOR & FRAME	-	-	-	-	-	-	-	-	-	-	-
118	-	EXISTING DOOR & FRAME	-	-	-	-	-	-	-	-	-	-	-
119	D-2	NEW 3-0 X 7-0 DOOR	NO	-	-	S.C. WOOD	H-7	J-7	T-2	5.0	-	YES	HM-1
120	D-2	NEW 3-0 X 7-0 DOOR	NO	-	-	S.C. WOOD	H-9	J-9	T-2	5.0	-	YES	HM-1
121	D-2	NEW 3-0 X 7-0 DOOR	NO	-	-	S.C. WOOD	H-9	J-9	T-2	5.0	-	YES	HM-1
122	-	EXISTING DOOR & FRAME	-	-	-	-	-	-	-	-	-	-	-
123	-	EXISTING DOOR & FRAME	-	-	-	-	-	-	-	-	-	-	-
124	D-2	NEW 3-0 X 7-0 DOOR	NO	-	-	S.C. WOOD	H-7	J-7	T-2	5.0	-	YES	HM-1
125	D-2	NEW PR 4-0 X 7-0 DOOR	NO	-	-	S.C. WOOD	H-7	J-7	T-3	10.0	-	YES	HM-3
125A	D-2	NEW PR 3-0 X 7-0 DOOR	NO	-	-	S.C. WOOD	H-7	J-7	T-3	12.0	-	YES	HM-3

NOTE: GENERAL CONTRACTOR SHALL FIELD VERIFY ALL DOOR OPENINGS.

## ROOM FINISH SCHEDULE

ROOM NO.	ROOM NAME	FLOOR	BASE	WALLS	CEILING	CLNG. HGT.	REMARKS
100	LOBBY	NEW VCT	NEW RUBBER	NEW PAINT ON EXISTING CMU	NEW PAINT ON EXIST. GYP. BD.	10'-0"	EXISTING PAINT ON EXIST. STEEL ROOF STRUCTURE
100A	CONCESSIONS	NEW VCT	NEW RUBBER	NEW PAINT ON EXIST. & NEW GYP. BD.	EXISTING PAINTED STEEL STRUCTURE	10'-0"	-
100B	CORRIDOR	NEW VCT	NEW RUBBER	NEW PAINT ON EXISTING CMU	EXISTING LINER METAL CEILING	10'-0"	-
100C	CORRIDOR	NEW VCT	NEW RUBBER	NEW PAINT ON NEW GYP. BD.	NEW PAINT ON EXISTING CMU	8'-8"	-
101	GYMNASIUM	NEW WOOD	NEW VENTED RUBBER	NEW PAINT ON EXISTING CMU	EXISTING PAINTED STEEL ROOF STRUCTURE	31'-0"	ALTERNATE BID - PAINT EXISTING STEEL ROOF STRUCTURE
102	SEPARING	NEW VCT	NEW RUBBER	NEW PAINT ON EXIST. & NEW GYP. BD.	NEW ACQUIS. PANEL	10'-0"	-
103	MECHANICAL/JANITOR	EXISTING VCT	EXISTING RUBBER	EXISTING PAINT ON EXISTING CMU	EXISTING M.R. ACQUIS. PANEL	-	-
104	WOMEN	EXISTING CERAMIC TILE	EXISTING CERAMIC TILE	EXISTING EPXY ON EXISTING CMU	EXISTING M.R. ACQUIS. PANEL	-	-
104	WOMEN	EXISTING CERAMIC TILE	EXISTING CERAMIC TILE	EXISTING EPXY ON EXISTING CMU	EXISTING M.R. ACQUIS. PANEL	-	-
106	SERVING STORAGE	NEW VCT	NEW RUBBER	NEW PAINT ON EXISTING & NEW CMU	NEW M.R. ACQUIS. PANEL	8'-0"	-
106A	FAMILY TOILET	NEW PORCELAIN TILE	NEW PORCELAIN TILE	NEW PAINT ON EXISTING & NEW CMU	NEW M.R. ACQUIS. PANEL	8'-0"	-
107	JANITOR STORAGE	NEW PORCELAIN TILE	NEW PORCELAIN TILE	NEW EPXY ON EXISTING & NEW CMU	NEW M.R. ACQUIS. PANEL	8'-0"	-
108	REF. LOCKER 1	NEW PORCELAIN TILE	NEW PORCELAIN TILE	NEW EPXY ON EXISTING & NEW CMU	NEW M.R. ACQUIS. PANEL	8'-0"	-
109	REF. LOCKER 2	NEW PORCELAIN TILE	NEW PORCELAIN TILE	NEW EPXY ON EXISTING & NEW CMU	NEW M.R. ACQUIS. PANEL	8'-0"	-
110	VESTIBULE	NEW PORCELAIN TILE	NEW PORCELAIN TILE	NEW EPXY ON M.R. GYP. BD.	NEW M.R. ACQUIS. PANEL	10'-0"	-
110A	MEN'S LOCKER ROOM	NEW PORCELAIN TILE	NEW PORCELAIN TILE	NEW PAINTED M.R. GYP. BD.	NEW M.R. ACQUIS. PANEL	8'-8"	-
110B	MEN'S SHOWER	NEW PORCELAIN TILE	NEW PORCELAIN TILE	NEW EPXY ON EXISTING & NEW CMU	NEW M.R. ACQUIS. PANEL	8'-8"	-
111	JANITOR	NEW PORCELAIN TILE	NEW PORCELAIN TILE	NEW EPXY ON EXISTING & NEW CMU	NEW M.R. ACQUIS. PANEL	8'-8"	-
112	VESTIBULE	NEW PORCELAIN TILE	NEW PORCELAIN TILE	NEW EPXY ON M.R. GYP. BD.	NEW M.R. ACQUIS. PANEL	10'-0"	-
112A	WOMEN'S SHOWER	NEW PORCELAIN TILE	NEW PORCELAIN TILE	NEW EPXY ON M.R. GYP. BD.	NEW M.R. ACQUIS. PANEL	10'-0"	-
112B	WOMEN'S LOCKER ROOM	NEW PORCELAIN TILE	NEW PORCELAIN TILE	NEW EPXY ON M.R. GYP. BD.	NEW M.R. ACQUIS. PANEL	10'-0"	-
112C	WOMEN'S LOCKER ROOM	NEW PORCELAIN TILE	NEW PORCELAIN TILE	NEW EPXY ON M.R. GYP. BD.	NEW M.R. ACQUIS. PANEL	10'-0"	-
113	TEAM ROOM	NEW CARPET	NEW RUBBER	NEW PAINTED GYP. BD.	NEW M.R. ACQUIS. PANEL	10'-0"	-
114	LAUNDRY	NEW PORCELAIN TILE	NEW PORCELAIN TILE	NEW EPXY ON CMU	NEW M.R. ACQUIS. PANEL	8'-8"	-
114A	ELEC.	NEW PORCELAIN TILE	NEW PORCELAIN TILE	NEW PAINT ON CMU	NEW M.R. ACQUIS. PANEL	8'-8"	-
115	CORRIDOR	NEW WOOD	NEW VENTED RUBBER	NEW PAINT ON EXISTING CMU	NEW PAINT ON EXISTING STEEL	31'-0"	-
115A	CORRIDOR	NEW VCT	NEW RUBBER	NEW PAINT ON EXISTING CMU	NEW ACQUIS. PANEL	9'-0"	-
115B	CORRIDOR	NEW VCT	NEW RUBBER	NEW PAINT ON EXISTING CMU	NEW ACQUIS. PANEL	9'-0"	-
116	CORRIDOR	NEW WOOD	NEW VENTED RUBBER	NEW PAINT ON EXISTING CMU	NEW PAINT ON EXISTING STEEL	31'-0"	-
116A	CORRIDOR	NEW WOOD	NEW VENTED RUBBER	NEW PAINT ON EXISTING CMU	NEW PAINT ON EXISTING STEEL	31'-0"	-
117	ATHLETIC STORAGE	NEW VCT	NEW RUBBER	NEW PAINT ON EXISTING & NEW CMU	NEW ACQUIS. PANEL	8'-0"	-
118	JANITOR	EXISTING VCT	EXISTING RUBBER	EXISTING PAINTED CMU	EXISTING ACQUIS. PANEL	9'-0"	-
119	MEN'S LOCKER	EXISTING CERAMIC TILE	EXISTING CERAMIC TILE	EXIST. EPXY ON EXIST. CMU	EXIST. EPXY ON EXIST. GYP. BD.	-	-
119A	SHOWER	EXIST. CERAMIC TILE	EXIST. CERAMIC TILE	EXIST. EPXY ON EXIST. CMU	EXIST. EPXY ON EXIST. GYP. BD.	-	-
119B	TOILET	EXIST. CERAMIC TILE	EXIST. CERAMIC TILE	EXIST. EPXY ON EXIST. CMU	EXIST. EPXY ON EXIST. GYP. BD.	-	-
120	WEIGHT ROOM	NEW ATHLETIC FLOORING	NEW RUBBER	NEW EPXY ON EXIST. & NEW CMU	NEW M.R. ACQUIS. PANEL	9'-0"	-
121	THANER'S ROOM	NEW PORCELAIN TILE	NEW PORCELAIN TILE	NEW EPXY ON EXIST. & NEW CMU	NEW M.R. ACQUIS. PANEL	9'-0"	-
122	MECHANICAL ACCESS	EXISTING CONCRETE	EXISTING RUBBER	EXISTING PAINT ON EXIST. CMU	NONE	-	-
123	ELEC.	EXISTING VCT	EXISTING RUBBER	EXISTING PAINTED CMU	EXISTING ACQUIS. PANEL	-	-
124	WOMEN'S LOCKER	EXIST. CERAMIC TILE	EXIST. CERAMIC TILE	EXIST. EPXY ON EXIST. CMU	EXIST. EPXY ON EXIST. GYP. BD.	-	-
124A	TOILET	EXIST. CERAMIC TILE	EXIST. CERAMIC TILE	EXIST. EPXY ON EXIST. CMU	EXIST. EPXY ON EXIST. GYP. BD.	-	-
124B	SHOWER	EXIST. CERAMIC TILE	EXIST. CERAMIC TILE	EXIST. EPXY ON EXIST. CMU	EXIST. EPXY ON EXIST. GYP. BD.	-	-
125	CHAIR STORAGE	NEW VCT	NEW RUBBER	NEW PAINT ON EXIST. & NEW CMU	NEW PAINTED CMU	8'-0"	-

### ABBREVIATIONS USED IN DOOR SCHEDULE:

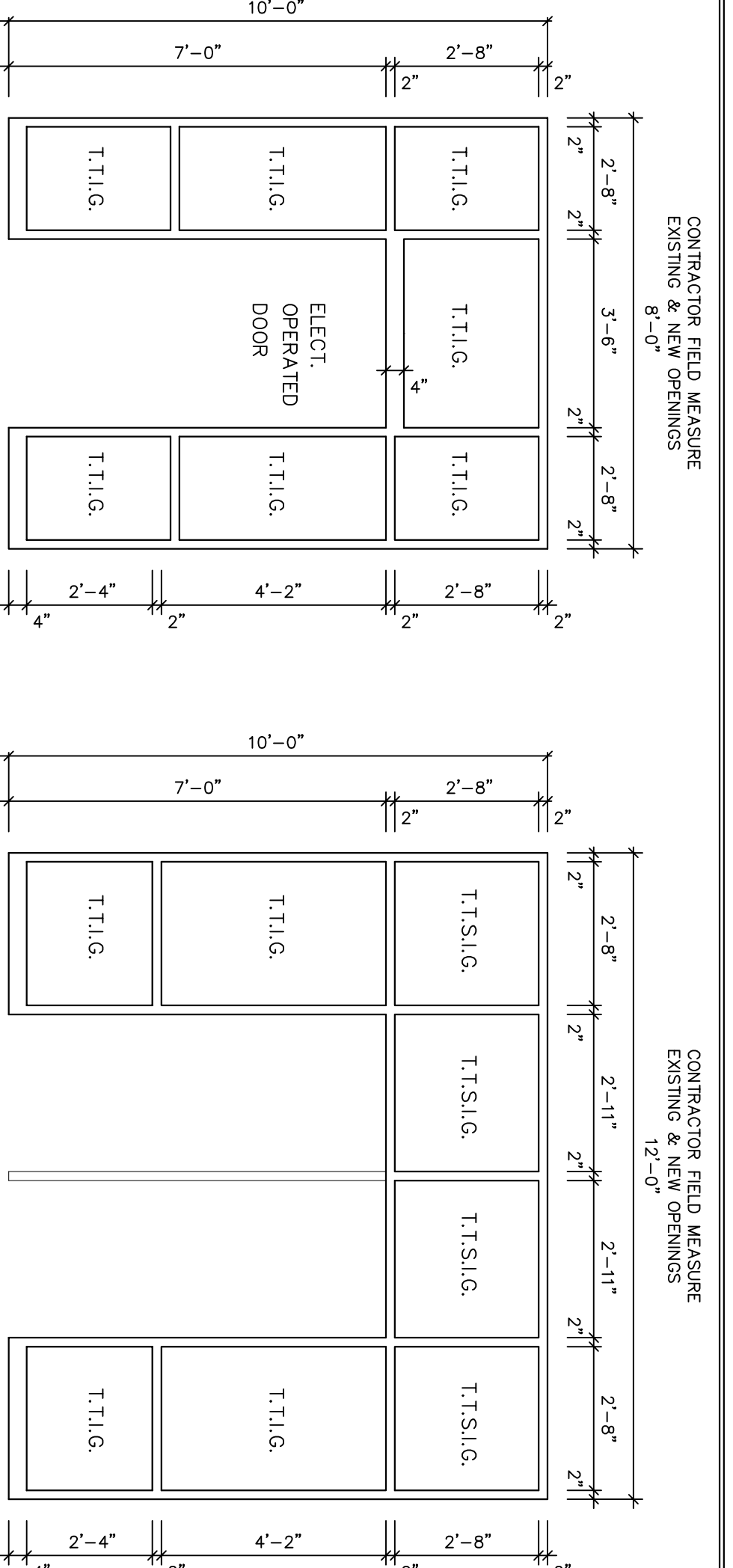
ALUM. - ALUMINUM  
 GALV. - GALVANIZED  
 H.M. - HOLLOW METAL  
 HR. - HOUR  
 MIN. - MINUTE  
 PR. - PAIR  
 S.C. - SOLID CORE  
 TEMP. - TEMPERED  
 VCT - VINYL COMPOSITION TILE

### ABBREVIATIONS USED IN ROOM FINISH SCHEDULE

ACOUS. - ACOUSTICAL  
 BO. - BOARD  
 CMU - CONCRETE MASONRY UNITS  
 GYP. - GYPSUM  
 M.B. - MARKER BOARD  
 MR. - MOISTURE RESISTANT  
 T.D. - TACK BOARD  
 VCT - VINYL COMPOSITION TILE

SEE PLUMBING, MECHANICAL, & ELECTRICAL DRAWINGS FOR NEW WORK IN EXISTING SPACES

## DOOR SCHEDULE



### GENERAL NOTES

SET LIMIT SCHEDULE ON STRUCTURAL DRAWINGS FOR REDWORKING. STOREFRONT NOTES: ALL EXTERIOR STOREFRONTS TO RECEIVE TINTED TEMPERED INSULATING GLASS. ALL GLASS TO BE TEMPERED INSIDE AND OUT.

LEGEND  
 T.G.: TEMPERED GLASS  
 T.T.S.I.G.: TINTED TEMPERED INSULATING GLASS  
 T.T.O.G.: TINTED TEMPERED OPACURE INSULATING GLASS  
 S.C. WOOD: SOLID CORE WOOD

### GENERAL NOTES

NO SCALE 06 ALUMINUM STOREFRONT FRAME TYPES 3/8" = 1'-0"

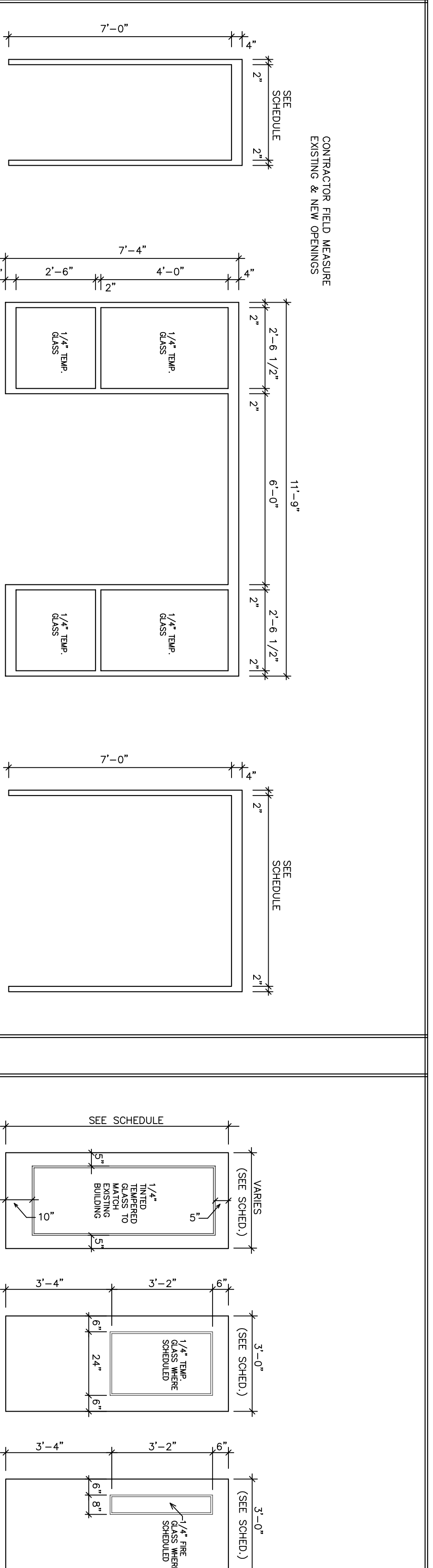
### GENERAL NOTES

NO SCALE 04 HOLLOW METAL FRAME TYPES 3/8" = 1'-0"


### GENERAL NOTES

NO SCALE 03 DOOR TYPES 3/8" = 1'-0"

## ROOM FINISH SCHEDULE



MEMBER OF THE ASSOCIATION OF ARCHITECTS  
 COPYRIGHT 2017 ALL RIGHTS RESERVED  
 IN ANY FORM WITHOUT WRITTEN PERMISSION FROM LSP ASSOCIATES LTD.



**LSP ASSOCIATES LTD.**  
 10 NORTH THIRD STREET SUITE 500  
 WILMINGTON, NORTH CAROLINA 28401  
 TEL: 910.342.4811 FAX: 910.342.5111  
 WWW.LSP.COM



DEPT. OF COMMUNITY COLLEGES  
 SCHWARTZ CENTER  
 RENOVATION & ADDITION  
 STATE ID #: 16-14200-01A  
 NCCCS # 2102


**CONSTRUCTION DOCUMENTS**

**SCHWARTZ CENTER RENOVATION & ADDITION**  
**CAPE FEAR COMMUNITY COLLEGE**

PROJECT: 7202-151050  
 DATE: 05/05/2017  
 DRAWN BY: ACA  
 CHECKED BY: ACA

**A-601**





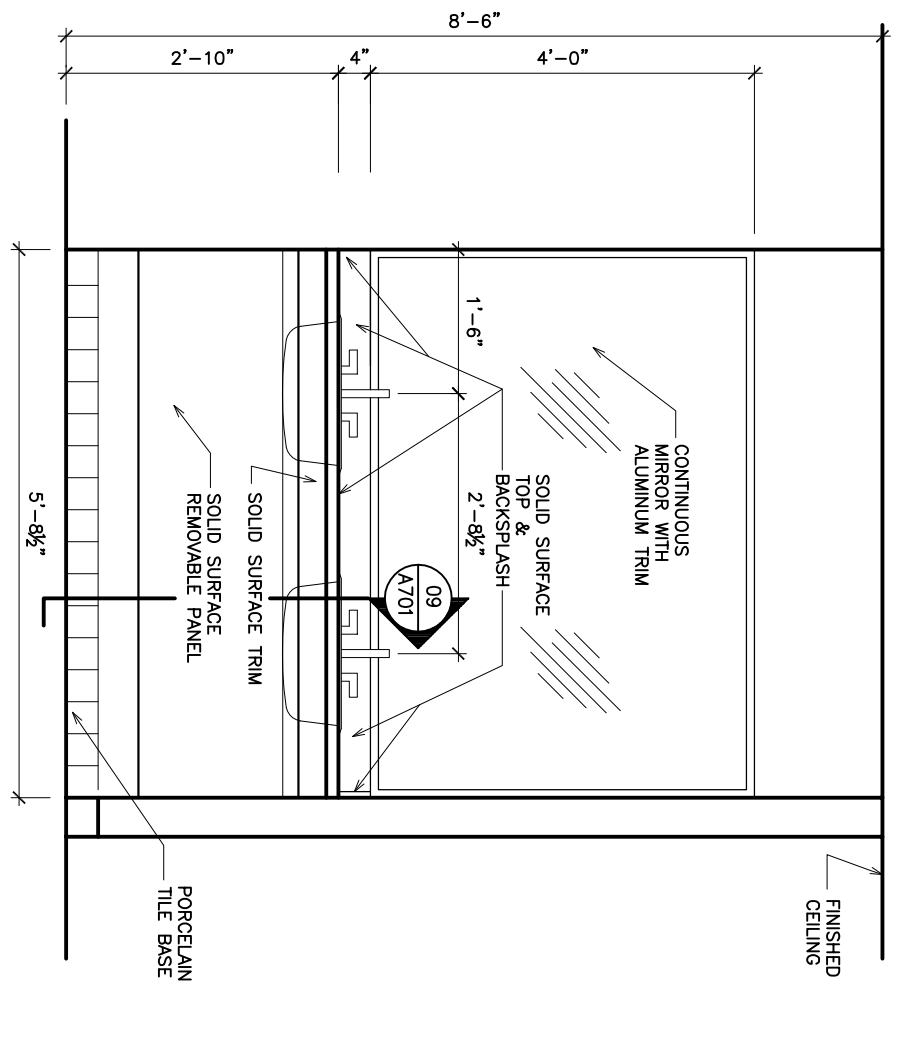
MEMBERS OF THE AMERICAN INSTITUTE OF ARCHITECTS  
COPYRIGHT 2017 ALL RIGHTS RESERVED  
REPRODUCTION OF ANY PART OF THIS DOCUMENTATION MAY NOT BE REPRODUCED IN ANY FORM WITHOUT WRITTEN PERMISSION FROM LSP ASSOCIATES LTD.

REVISIONS:

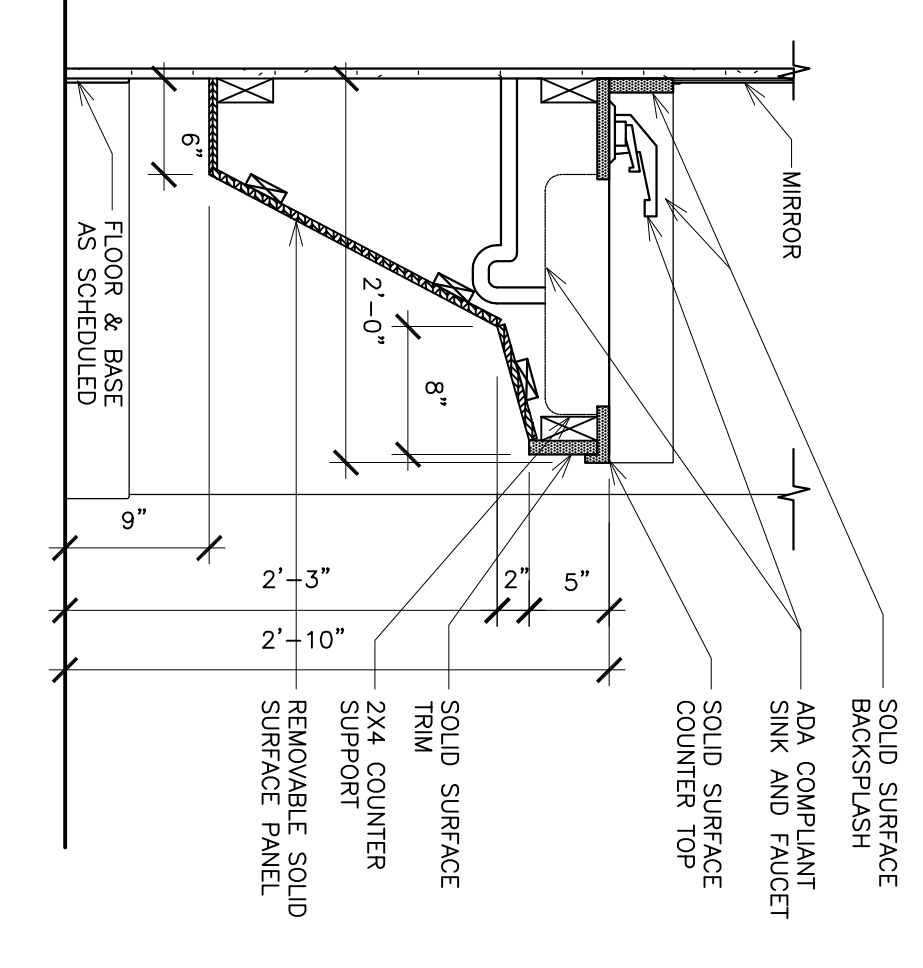
PROJECT: 7202-165060  
DATE: 06/09/2017  
DRAWN BY: ACA  
CHECKED BY: ACA

INTERIOR ELEVATIONS & CASEWORK ELEVATIONS  
**A-701**

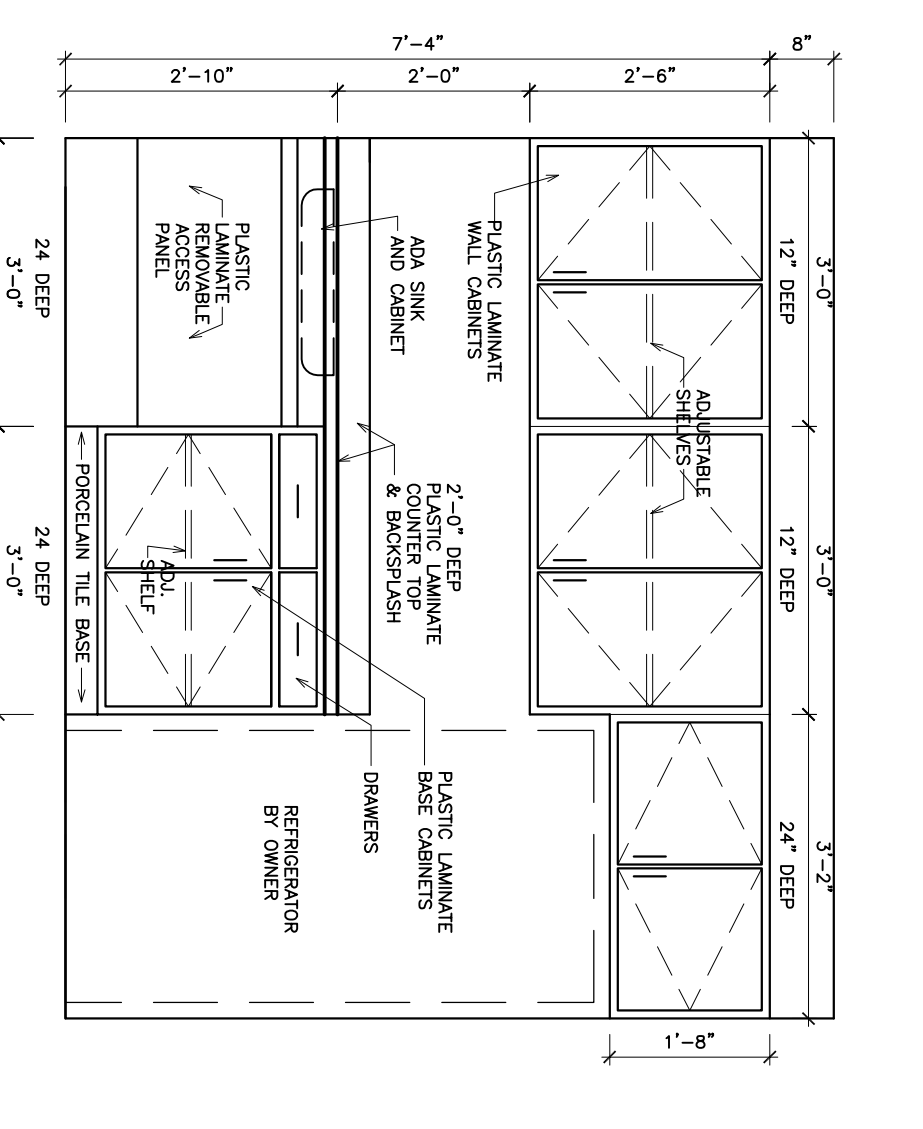
SOLUTIONS THROUGH LISTENING  
SERVICE BY DESIGN




VANITY SECTION SCALE: 1/2" = 1'-0"



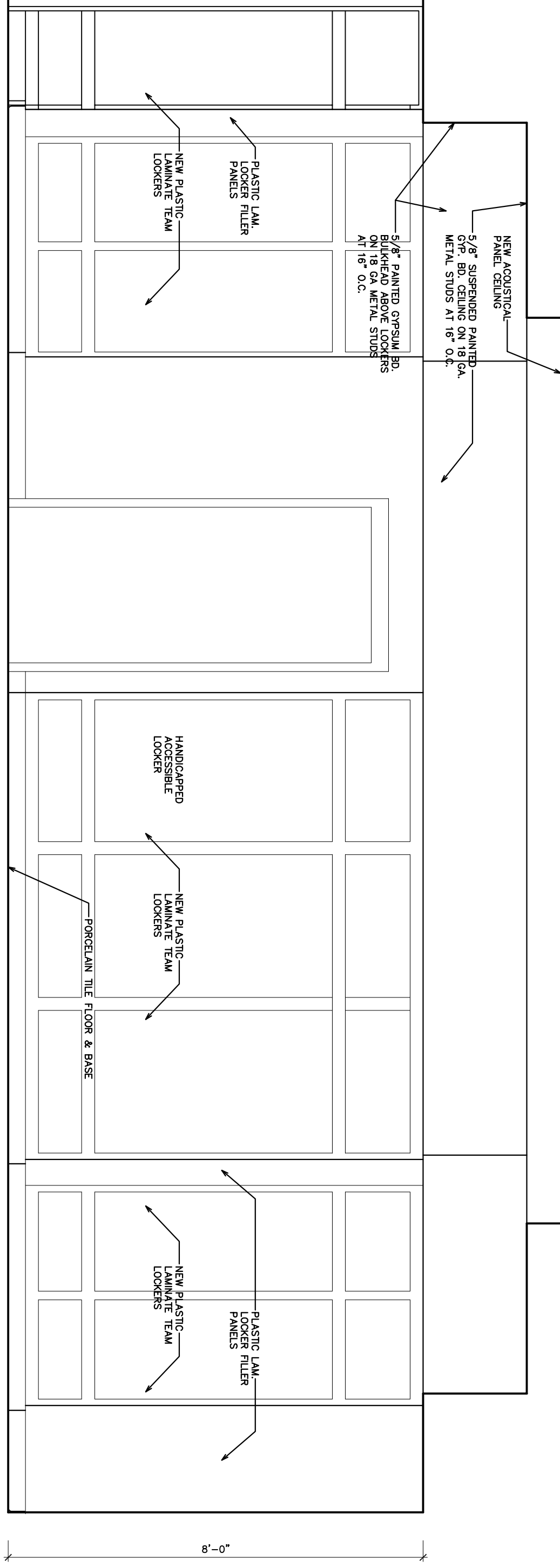
VANITY SECTION SCALE: 1" = 1'-0"



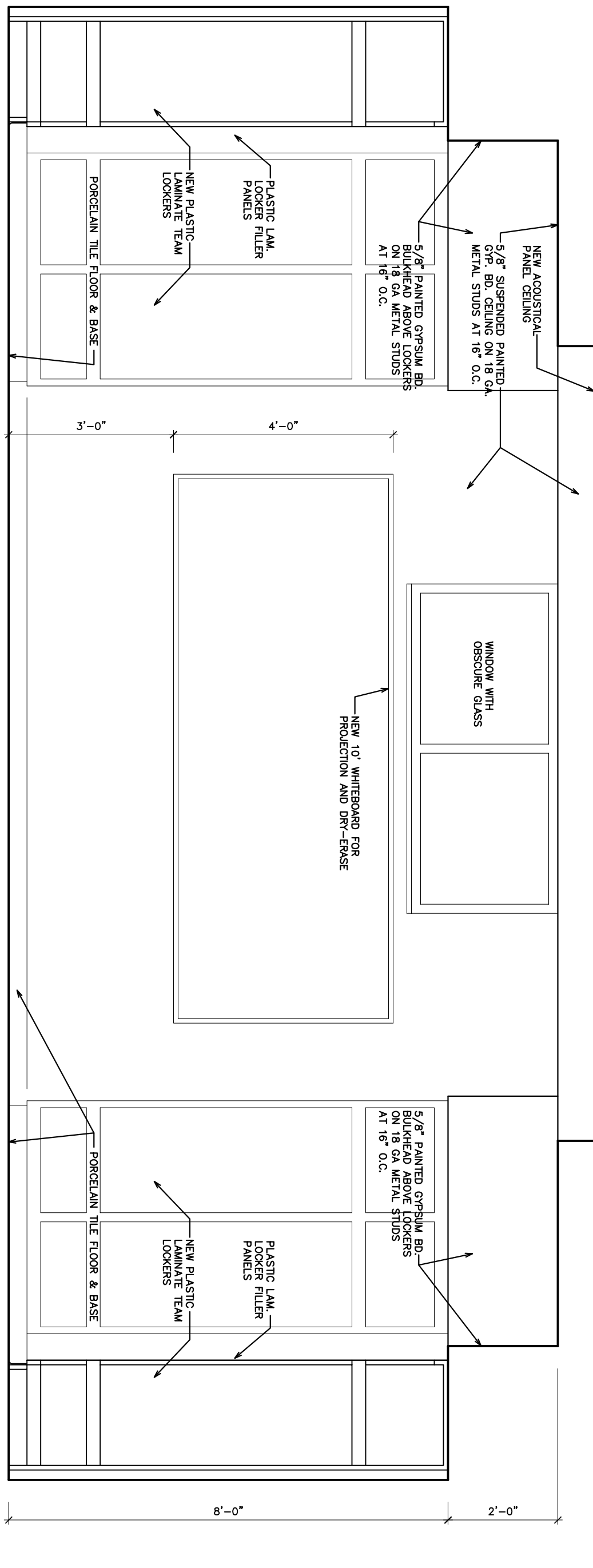
TRAINERS ROOM 121 SCALE: 1/2" = 1'-0"



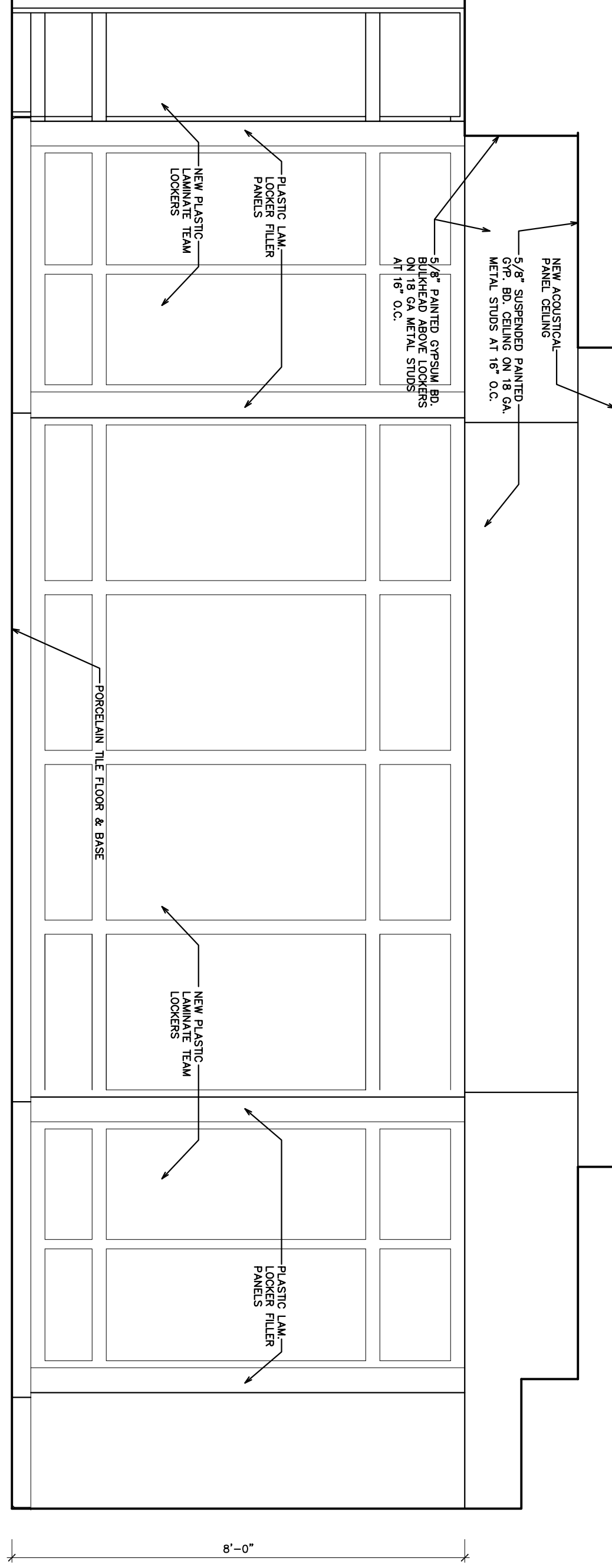
WOMEN'S LOCKER ROOM 112B & 112C SCALE: 1/2" = 1'-0"



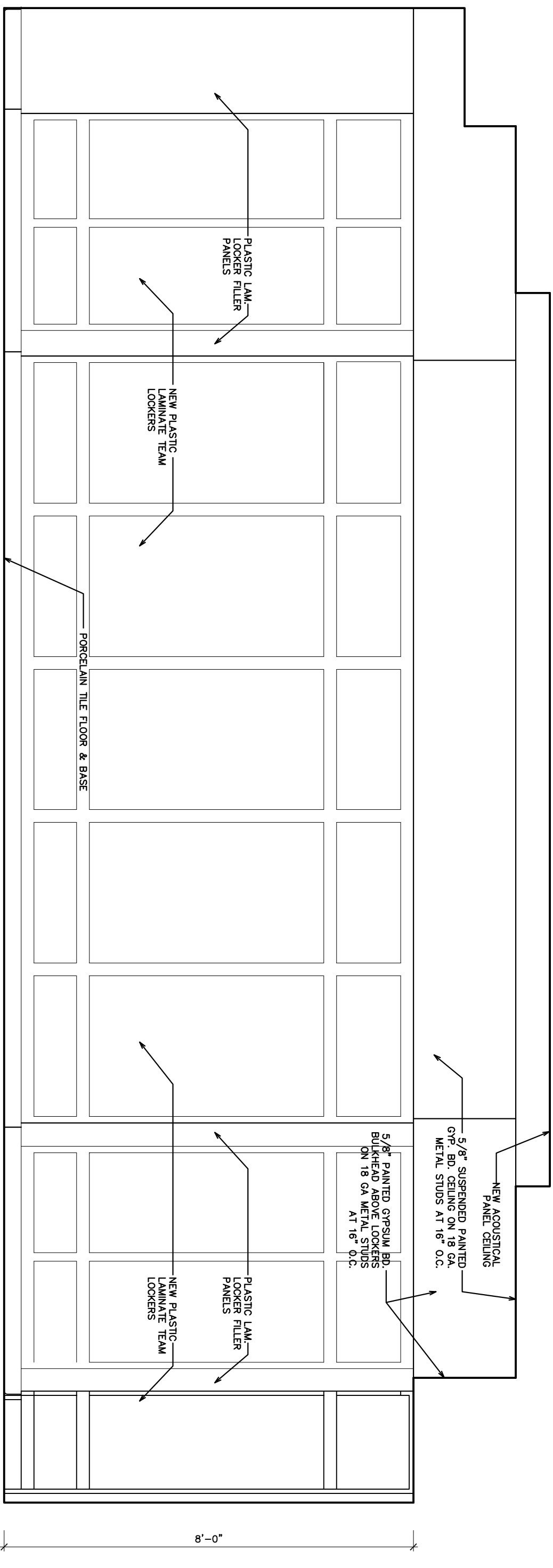
MEN'S LOCKER ROOM 110A SCALE: 1/2" = 1'-0"



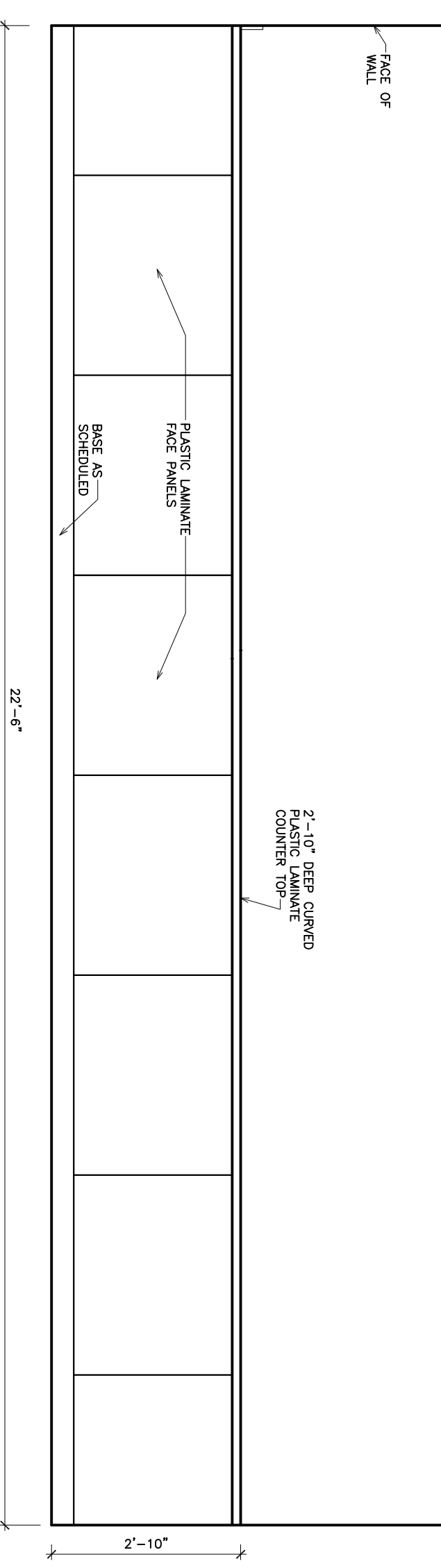
MEN'S LOCKER ROOM 110A SCALE: 1/2" = 1'-0"



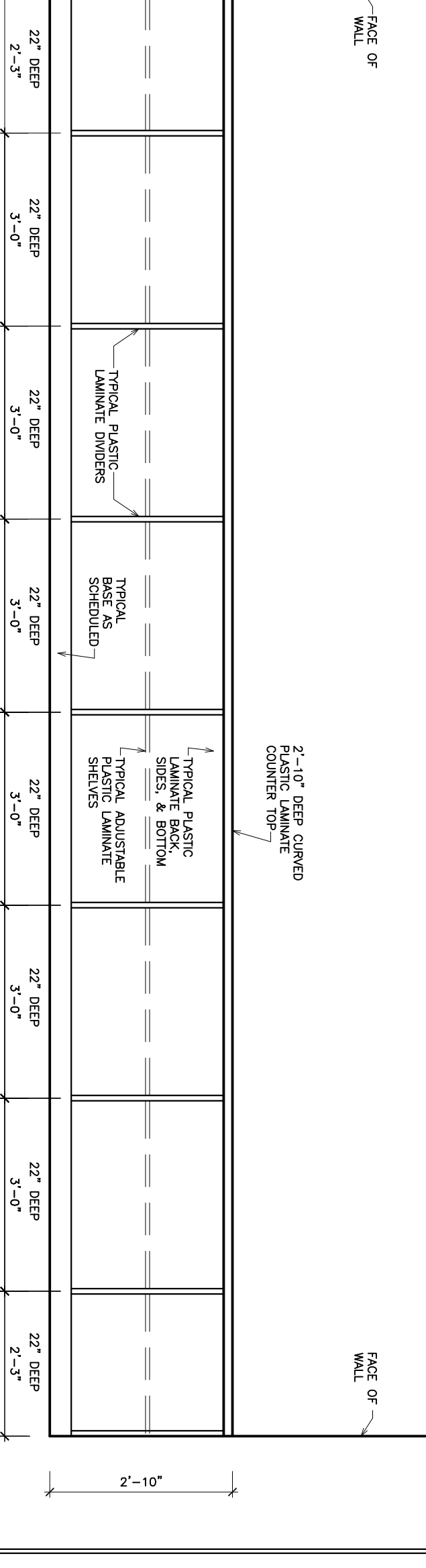
MEN'S LOCKER ROOM 110A SCALE: 1/2" = 1'-0"



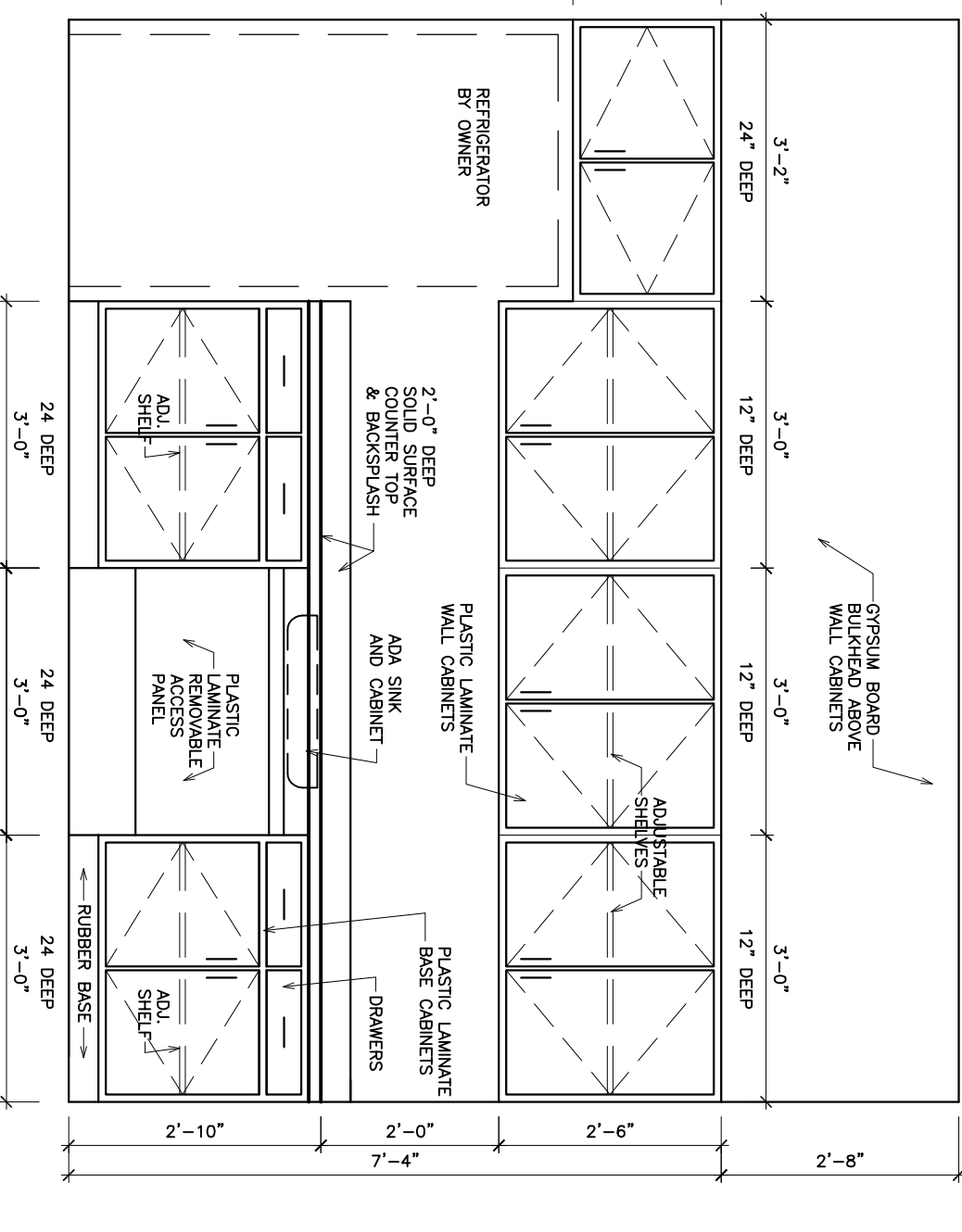
MEN'S LOCKER ROOM 110A SCALE: 1/2" = 1'-0"



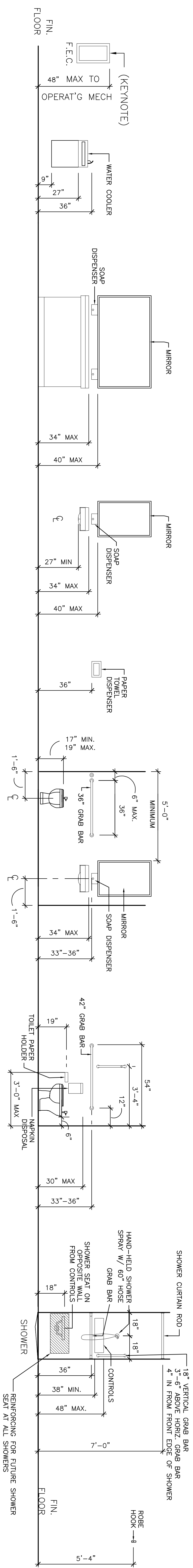
CONCESSIONS 100A SCALE: 1/2" = 1'-0"



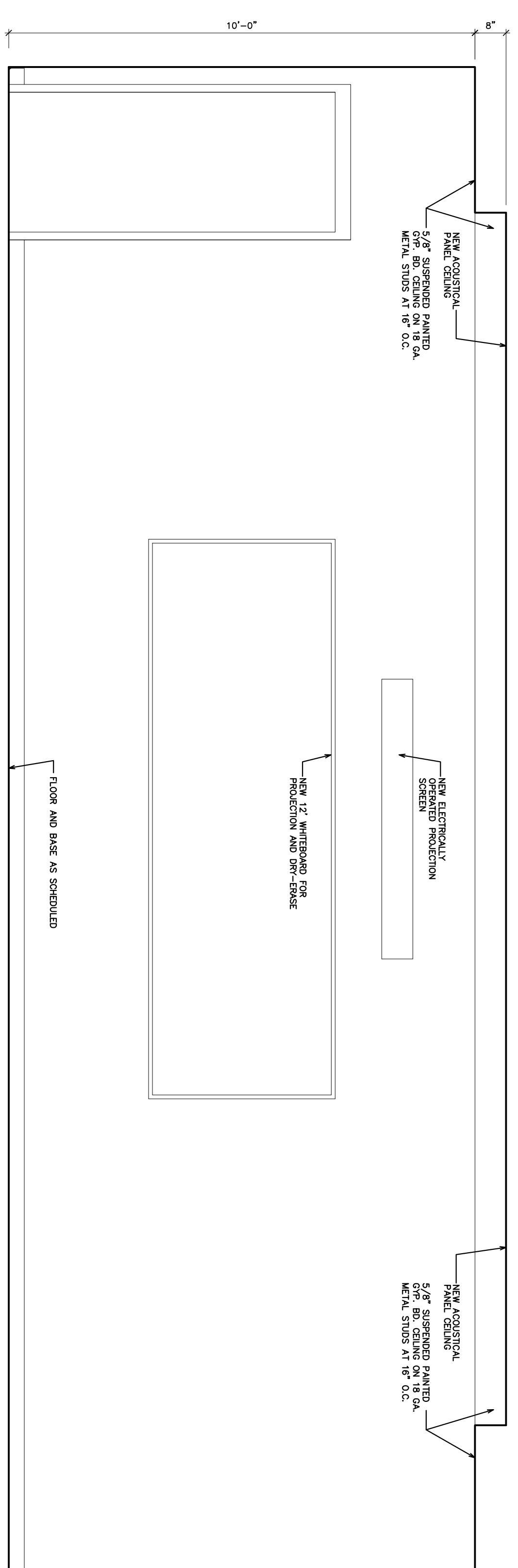
SERVING 102 SCALE: 1/2" = 1'-0"



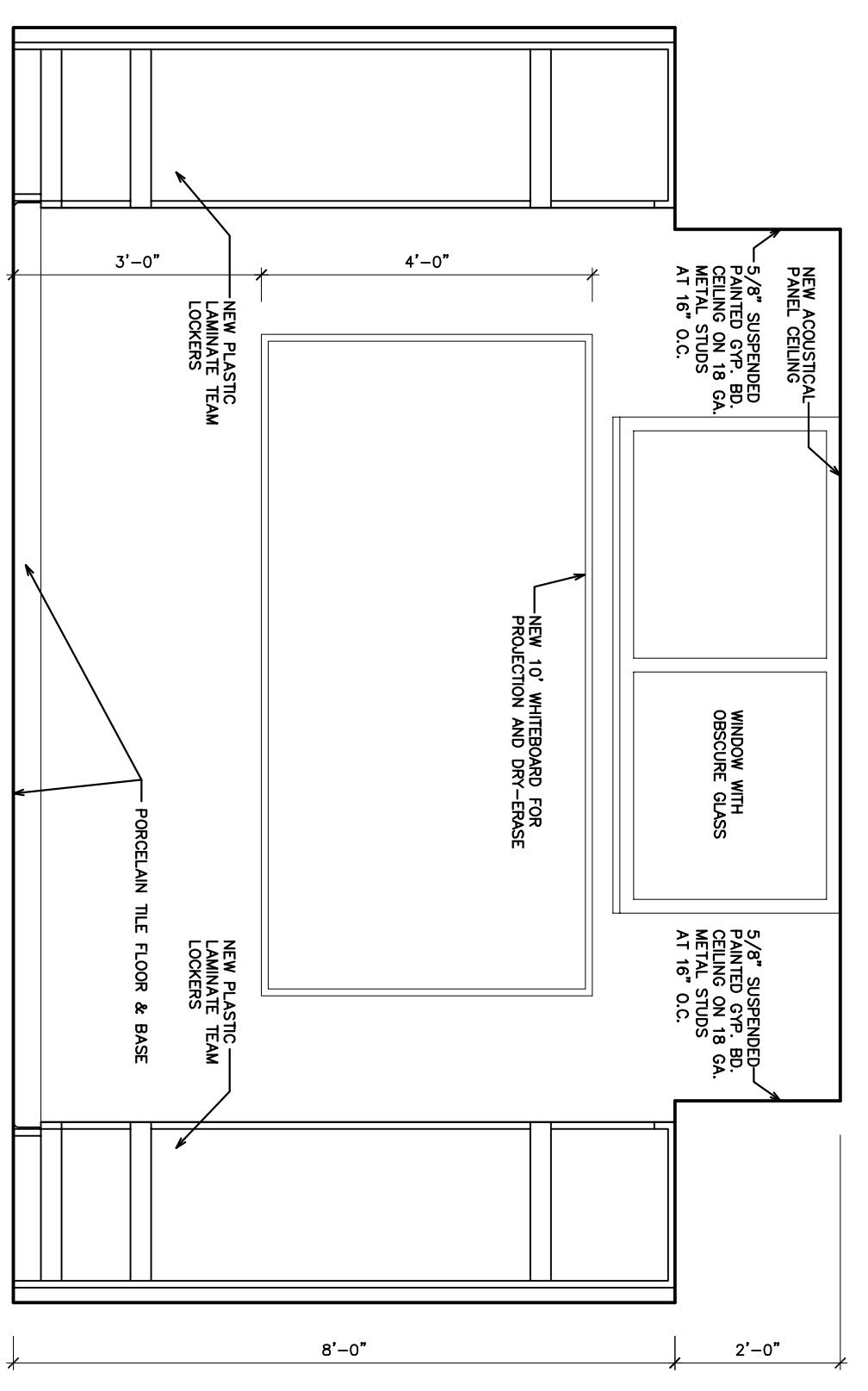
TEAM ROOM/ LOUNGE 113 SCALE: 1/2" = 1'-0"




TOILET FIXTURE AND ACCESSORIES MOUNTING HEIGHTS || SCALE: 3/8" = 1'-0" 06




TEAM ROOM/ LOUNGE 113 || SCALE: 1/2" = 1'-0" 05



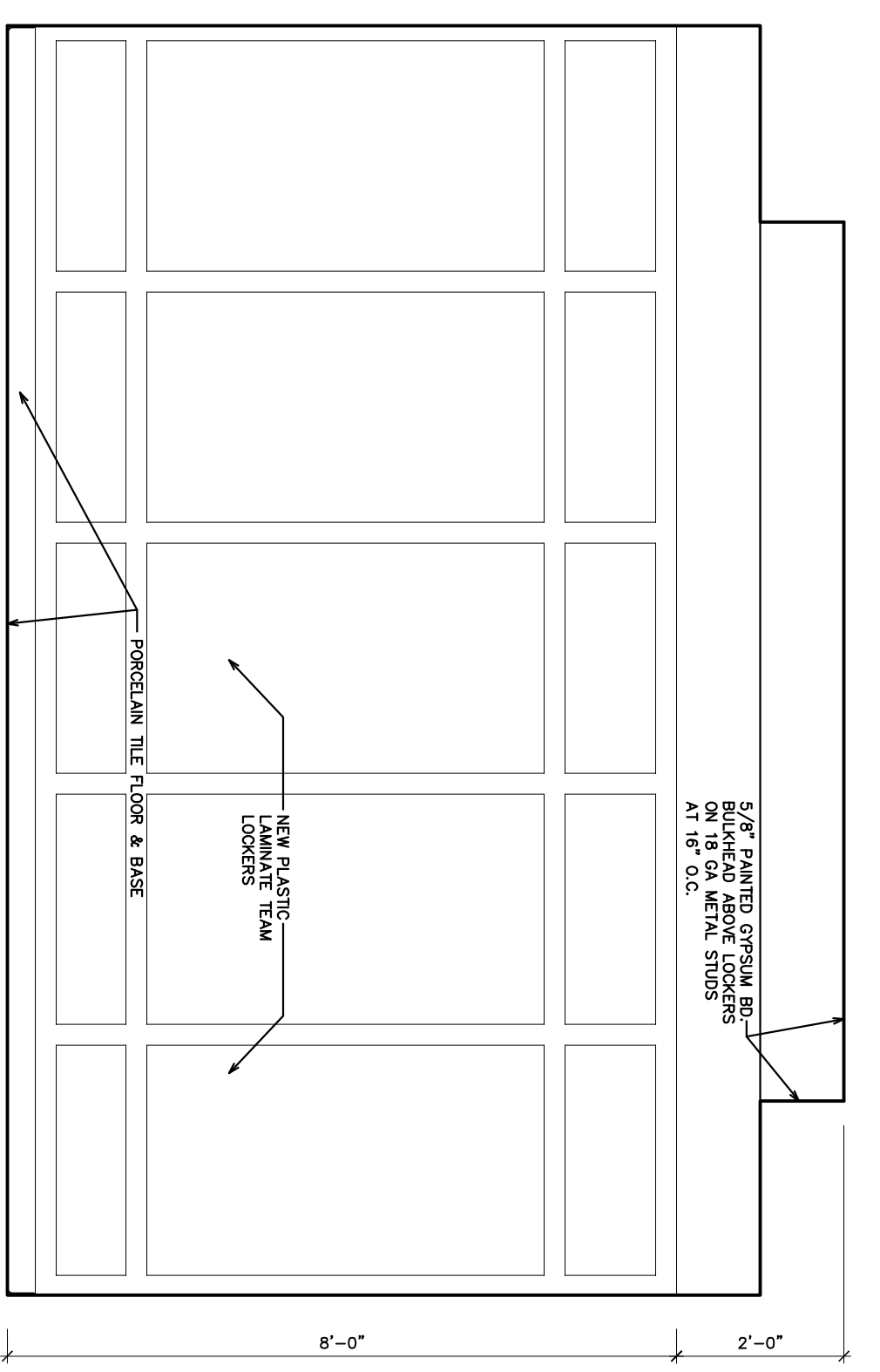
WOMEN'S LOCKER ROOM 112B & 112C || SCALE: 1/2" = 1'-0" 04



WOMEN'S LOCKER ROOM 112C || SCALE: 1/2" = 1'-0" 03



WOMEN'S LOCKER 112B || SCALE: 1/2" = 1'-0" 02




WOMEN'S LOCKER 112B & 112C || SCALE: 1/2" = 1'-0" 01

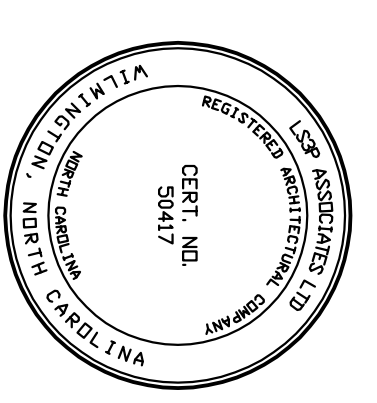
SCHWARTZ CENTER RENOVATION & ADDITION  
CAPE FEAR COMMUNITY COLLEGE

CONSTRUCTION DOCUMENTS

DEPT. OF COMMUNITY COLLEGES  
SCHWARTZ CENTER  
RENOVATION & ADDITION  
STATE ID #: 16-1420-01A  
NCCCS # 2102



LS3P ASSOCIATES LTD.  
101 NORTH THIRD STREET SUITE 500  
WILMINGTON, NORTH CAROLINA 28401  
TEL: 910/790-2511  
WWW.LS3P.COM



MEMBERS OF THE AMERICAN INSTITUTE OF ARCHITECTS  
COPYRIGHT 2017 ALL RIGHTS RESERVED  
DOCUMENTATION MAY NOT BE REPRODUCED  
IN ANY FORM WITHOUT WRITTEN  
PERMISSION FROM LS3P ASSOCIATES LTD.

REVISIONS:

PROJECT: 7202-165060  
DATE: 05/09/2017  
DRAWN BY: ACA  
CHECKED BY: ACA

INTERIOR ELEVATIONS & CASEWORK ELEVATIONS


A-702

SOLUTIONS THROUGH LISTENING  
SERVICE BY DESIGN





**CONSTRUCTION  
DOCUMENTS**

DEPT. OF COMMUNITY COLLEGES  
SCHWARTZ CENTER  
RENOVATION & ADDITION  
STATE ID #: 16-1420-01A  
NCCCS # 2102



**LS3P ASSOCIATES LTD.**  
101 NORTH THIRD STREET SUITE 500  
WILMINGTON, NORTH CAROLINA 28401  
TEL: 910.791.1111 WWW.LS3P.COM



MEMBER OF THE AMERICAN WRITERS OF ARCHITECTS  
COPYRIGHT 2017 ALL RIGHTS RESERVED  
DOCUMENTATION MAY NOT BE REPRODUCED  
IN ANY FORM WITHOUT WRITTEN  
PERMISSION FROM LS3P ASSOCIATES LTD.

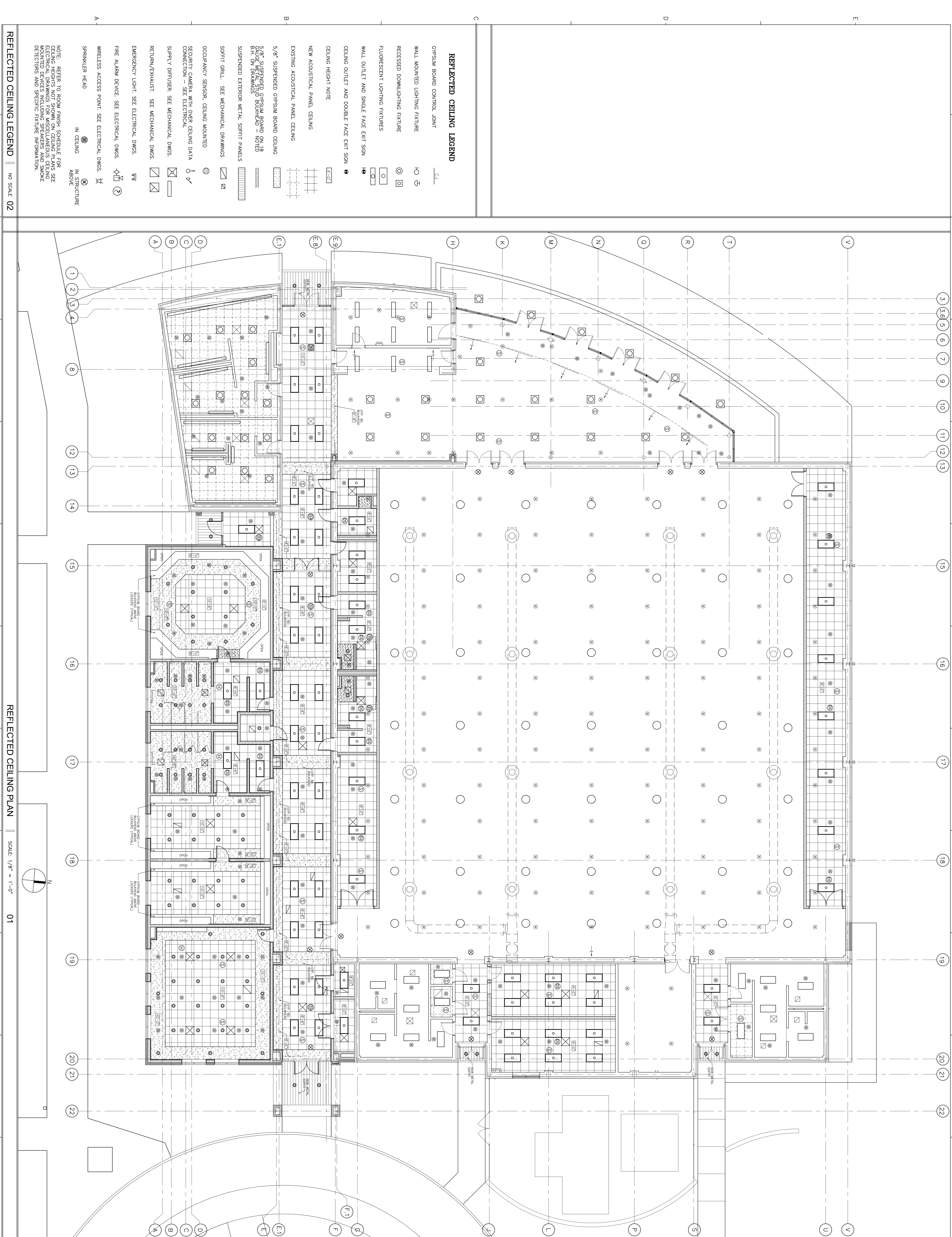
REVISIONS:

PROJECT: 7202-165069  
DATE: 05/02/2017  
DRAWN BY: ACA  
CHECKED BY: ACA

**REFLECTED  
CEILING PLAN**

**A-801**


SOLUTIONS THROUGH LISTENING  
SERVICE BY DESIGN



**REFLECTED CEILING LEGEND**

- GPSUM BOARD CONTROL JOINT
- WALL MOUNTED LIGHTING FIXTURE
- RECESSED DOWNLIGHTING FIXTURE
- FLUORESCENT LIGHTING FIXTURES
- WALL OUTLET AND SINGLE FACE EXIT SIGN
- CEILING OUTLET AND DOUBLE FACE EXIT SIGN
- CEILING HEIGHT NOTE
- NEW ACOUSTICAL PANEL CEILING
- EXISTING ACOUSTICAL PANEL CEILING
- 5/8" SUSPENDED GPSUM BOARD CEILING
- 5/8" SUSPENDED GPSUM BOARD ON 18 GAUGE METAL STUD BULKHEAD - NOTED B.H. ON DRAWINGS
- SUSPENDED EXTERIOR METAL SOFFIT PANELS
- SOFFIT GRILL. SEE MECHANICAL DRAWINGS
- OCCUPANCY SENSOR. CEILING MOUNTED
- SECURITY CAMERA WITH OVER CEILING DATA CONNECTION - SEE ELECTRICAL
- SUPPLY DIFFUSER. SEE MECHANICAL DWGS.
- RETURN/EXHAUST. SEE MECHANICAL DWGS.
- EMERGENCY LIGHT. SEE ELECTRICAL DWGS.
- FIRE ALARM DEVICE. SEE ELECTRICAL DWGS.
- WIRELESS ACCESS POINT. SEE ELECTRICAL DWGS.
- SPRINKLER HEAD
- IN CEILING
- IN STRUCTURE ABOVE






MEMBERS OF THE AMERICAN INSTITUTE OF ARCHITECTS  
COPYRIGHT, 2017. ALL RIGHTS RESERVED.  
PRINTED OR ELECTRONIC DRAWINGS AND  
NOTES ARE UNLAWFULLY REPRODUCED  
IN ANY FORM WITHOUT WRITTEN  
PERMISSION FROM LSP ASSOCIATES LTD.

REVISIONS:

PROJECT: 7202-159590  
DATE: 05/05/2017  
DRAWN BY: EDB  
CHECKED BY: JPN

**EXISTING  
CONDITIONS  
/ SITE  
INVENTORY**

**C-100**

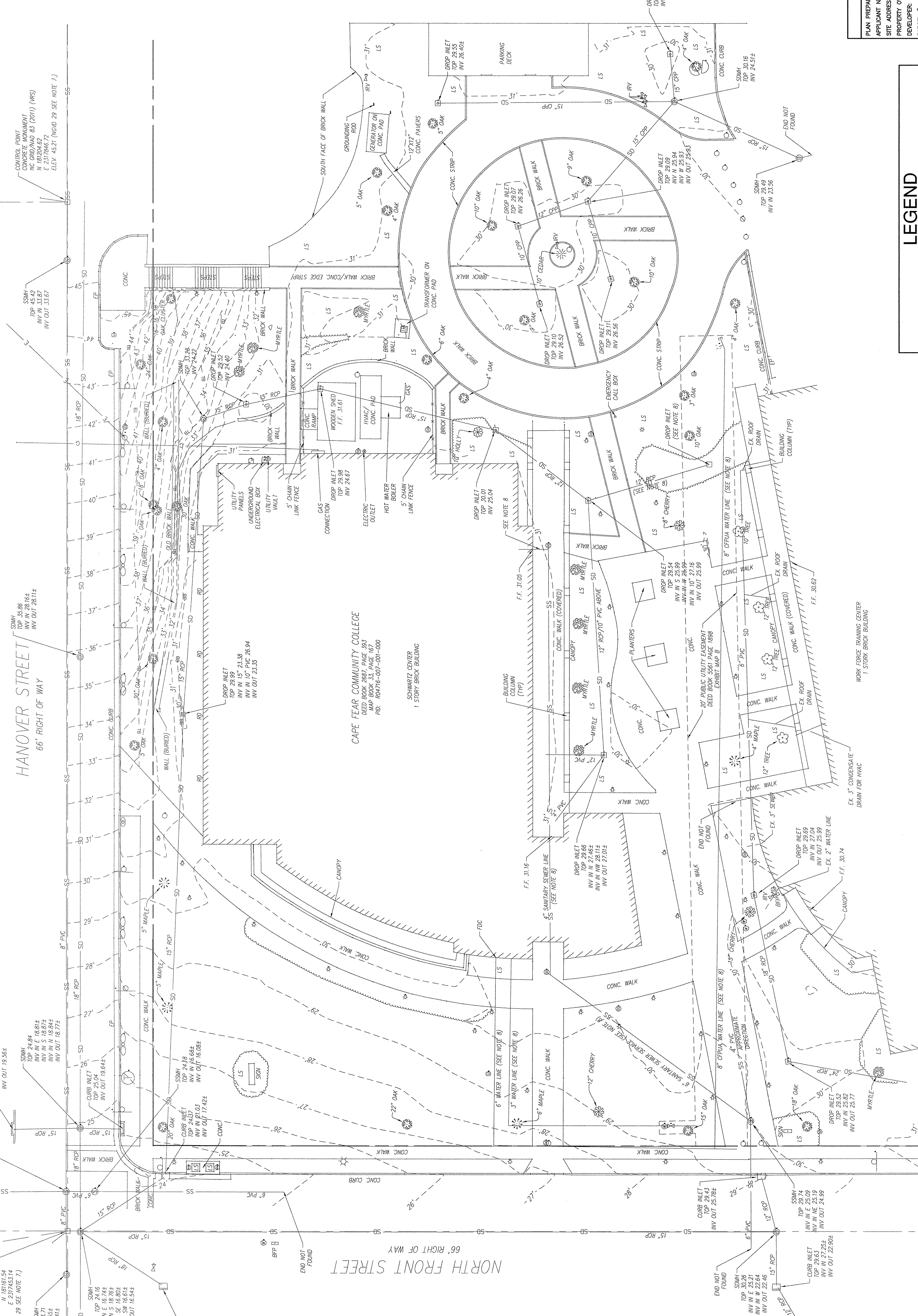


CAPE FEAR COMMUNITY COLLEGE  
PID: 16-14200-01-000  
ZONING CBD

CAPE FEAR TECHNICAL INSTITUTE  
PID: 16-14200-01-000  
ZONING CBD

NRAH HOTEL HOLDINGS, LLC  
PID: 16-14200-01-000  
ZONING CBD

WAY TV, LLC  
PID: 16-14200-01-000  
ZONING CBD



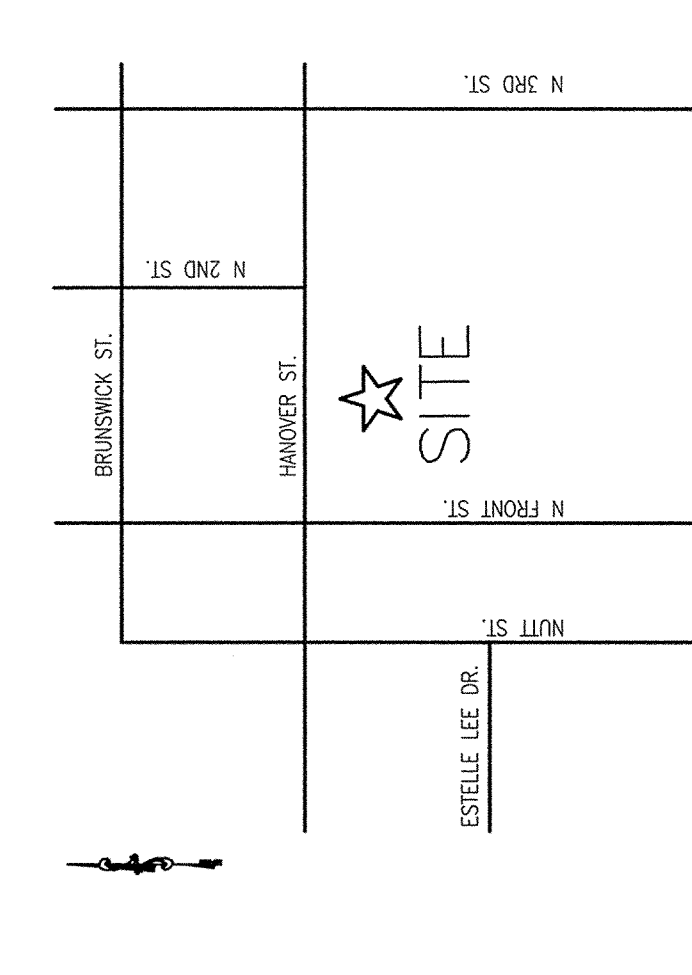
**LEGEND**

---	RIGHT OF WAY
---	EXISTING CONTOUR
---	EXISTING STORM DRAIN
---	EXISTING SANITARY SEWER
---	EXISTING TREE

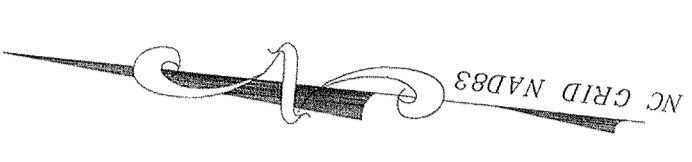

**SCALE: 1" = 20'**

**SITE INVENTORY DATA**

PLAN PREPARED:	LSP & NORRIS & TUNSTALL CONSULTING ENGINEERS
APPLICANT NAME:	J. PHILLIP MORRIS, P.E.
SITE ADDRESS:	600 NORTH FRONT STREET
PROPERTY OWNER:	CAPE FEAR COMMUNITY COLLEGE
DEVELOPER:	CAPE FEAR COMMUNITY COLLEGE
PARCEL #:	16-14200-01-000
ZONING:	CBD
ADJACENT PROPERTY OWNER:	CAPE FEAR COMMUNITY COLLEGE - CBD
TOPOGRAFC DATA:	SEE PLAN
100 YR FLOOD ELEVATION:	N/A
LOCATION OF WATER FEATURES:	N/A
SOILS TYPE:	URBAN DEVELOPED
CAMA DATA:	N/A
CAMA CLASSIFICATION:	URBAN
CONSERVATION RESOURCES:	N/A
RECORDED SITE:	N/A
PREPARED AREAS:	N/A
PROTECTED SPECIES:	N/A
TRANSPORTATION DATA:	SEE PLAN





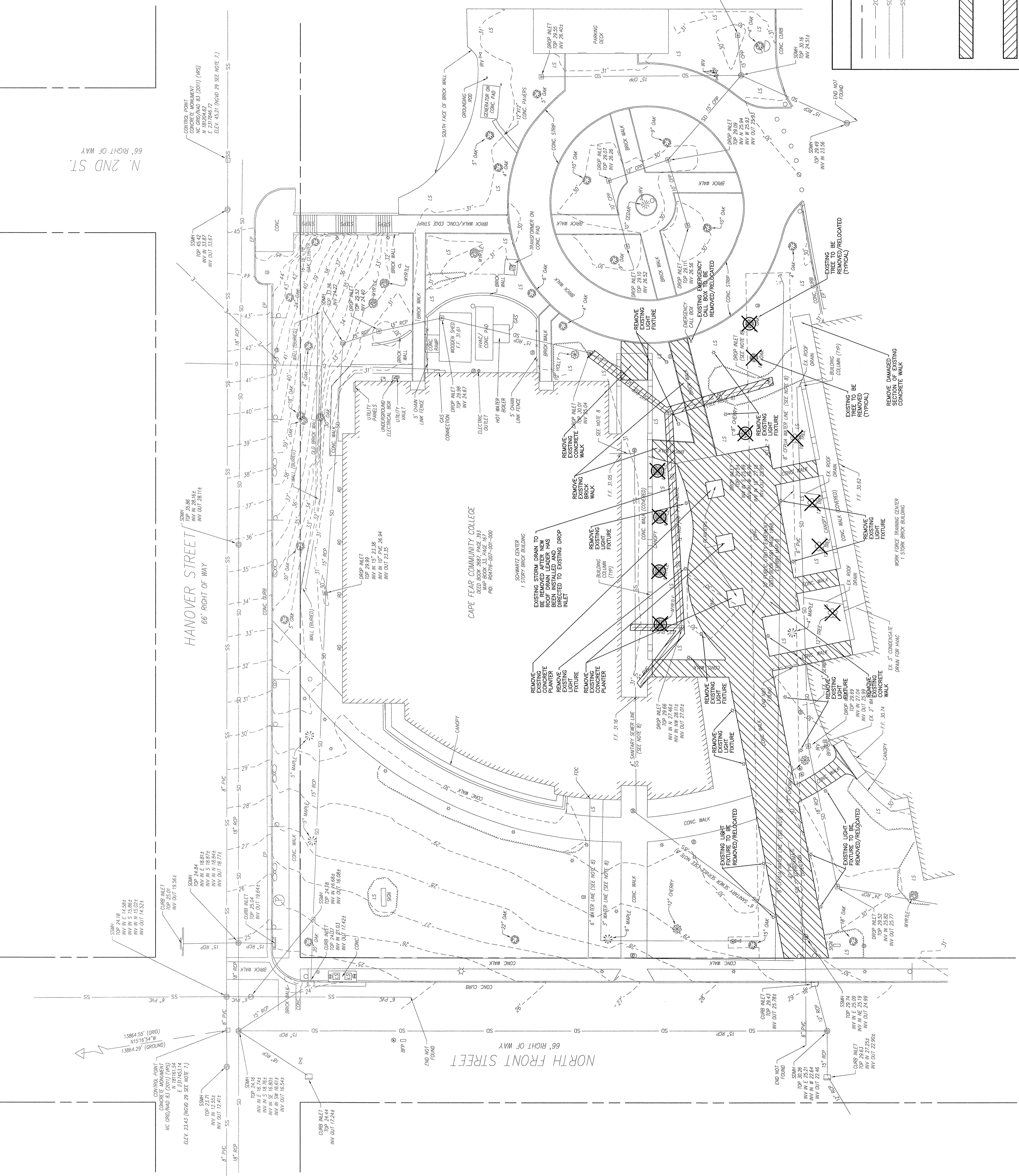


N. 2ND ST.  
66' RIGHT OF WAY

HANOVER STREET  
66' RIGHT OF WAY

NORTH FRONT STREET  
66' RIGHT OF WAY

CAPE FEAR COMMUNITY COLLEGE



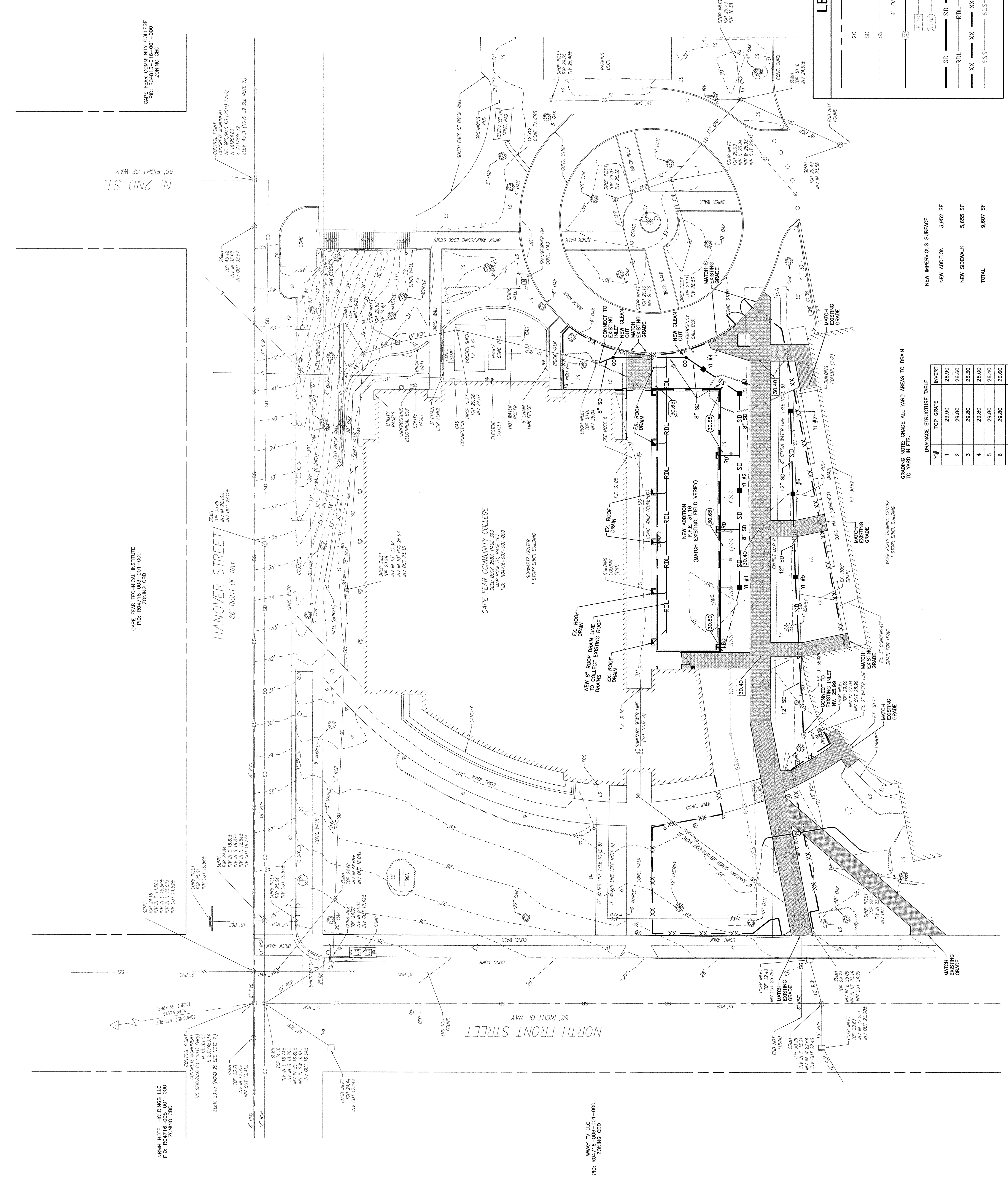
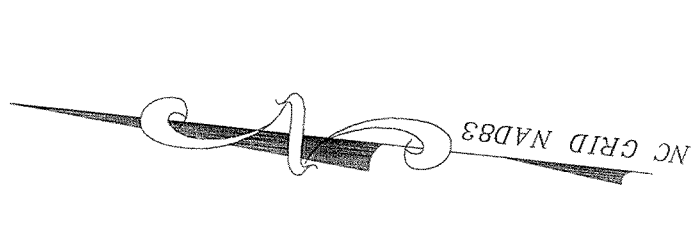

**LEGEND**

---	RIGHT OF WAY
- - - -	EXISTING CONTOUR
- - - -	EXISTING STORM DRAIN
- - - -	EXISTING SANITARY SEWER
⊗	EXISTING TREE TO BE REMOVED/RELOCATED
⊗	EXISTING TREE TO BE REMOVED
▨	REMOVE EXISTING CONCRETE WALK
▨	EXISTING STORM DRAIN TO BE REMOVED AFTER WORK IS COMPLETED AND DIRECTED TO EXISTING DROP INLET

SCALE: 1" = 20'

E 4 3 2 A





**LEGEND**

- RIGHT OF WAY
- EXISTING CONTOUR
- EXISTING STORM DRAIN
- EXISTING SANITARY SEWER
- EXISTING TREE
- PROPOSED CONTOUR
- PROPOSED TOP OF SIDEWALK
- PROPOSED FINISHED GRADE
- PROPOSED STORM DRAIN
- PROPOSED ROOF DRAIN LINE
- CONSTRUCTION FENCE
- PROPOSED 6" SANITARY SEWER
- PROPOSED YARD INLET

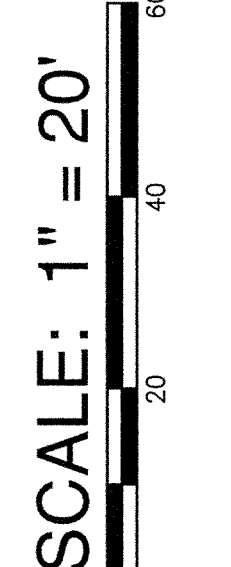
**NEW INFRASTRUCTURE**

NEW ADDITION	3,652 SF
NEW SIDEWALK	5,655 SF
<b>TOTAL</b>	<b>9,307 SF</b>

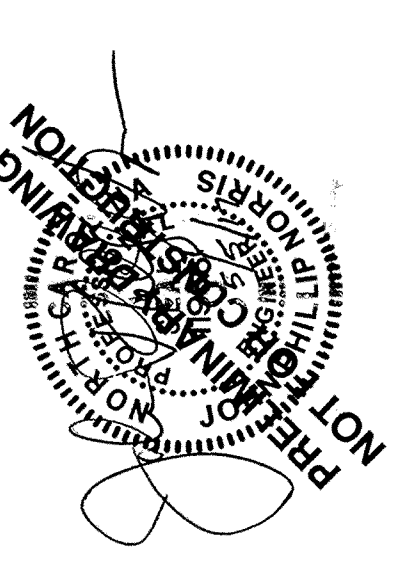
**DRAINAGE STRUCTURE TABLE**

Y#	TOP GRADE	INVERT
1	29.90	26.90
2	29.80	26.60
3	29.80	26.30
4	29.80	26.00
5	29.80	26.40
6	29.80	26.60
7	29.80	26.80

GRADING NOTE: GRADE ALL YARD AREAS TO DRAIN TO YARD INLETS.







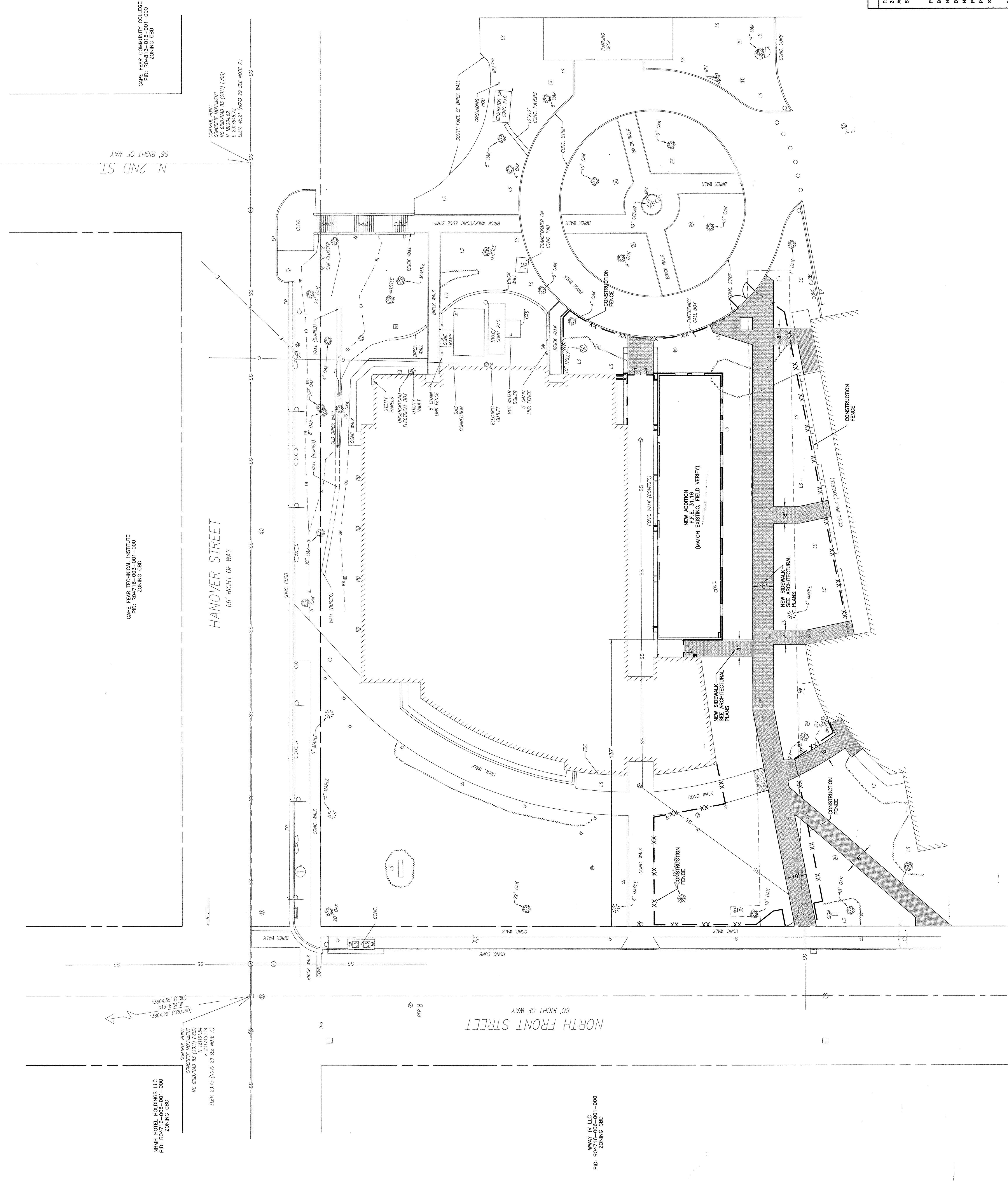

MEMBERS OF THE AMERICAN INSTITUTE OF ARCHITECTS  
COPYRIGHT 2017. ALL RIGHTS RESERVED.  
PRINTED OR ELECTRONIC DRAWINGS AND  
ANNOTATIONS MAY NOT BE REPRODUCED  
OR TRANSMITTED IN ANY FORM OR BY ANY  
MEANS WITHOUT THE WRITTEN PERMISSION  
FROM LSP ASSOCIATES LTD.

REVISIONS:

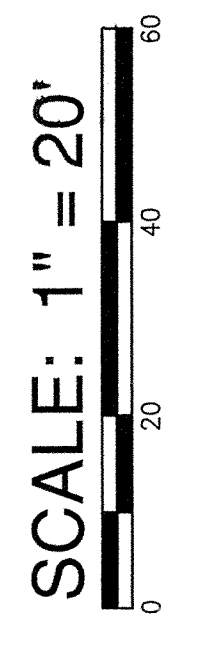
PROJECT: 7202-165050  
DATE: 05/05/2017  
DRAWN BY: EDB  
CHECKED BY: JPN

LAYOUT  
PLAN

C-103



SITE DATA	
PARCEL NUMBER:	PORTION OF R04716-007-001-000
ZONING:	CBZ AC
BUILDING SETBACKS:	FRONT: 0 SIDE: 0 REAR: 0
PROPOSED BUILDING ADDITION:	6,225 SF
BUILDING LOT COVERAGE:	6,225 SF / 21,790 SF = 28.58%
NUMBER OF BUILDINGS:	1 ADDITION
NUMBER OF STORIES:	1 / 6,225 SF
PROPOSED NEW IMPERVIOUS:	9,607 SF
PARKING REQUIRED:	0 (USE DECK)
SOLID WASTE DISPOSAL:	THIS IS AN ADDITION TO EXISTING DISPOSAL FOR EXISTING BUILDING. THIS IS AN ADDITION THAT WILL NOT REQUIRE ADDITIONAL CAPACITY.
WATER & SEWER REQUIREMENTS:	THIS IS AN ADDITION THAT WILL NOT REQUIRE ADDITIONAL CAPACITY.



CAPE FEAR COMMUNITY COLLEGE  
PID: R04716-005-001-000  
ZONING CBD

CAPE FEAR TECHNICAL INSTITUTE  
PID: R04716-005-001-000  
ZONING CBD

HANOVER STREET  
66' RIGHT OF WAY

NORTH FRONT STREET  
66' RIGHT OF WAY

WAY TV LLC  
PID: R04716-005-001-000  
ZONING CBD

CONTROL POINT  
CONCRETE MONUMENT  
N 187824.52 S 85 (E071) (493)  
E 237896.72  
ELEV. 42.57 (NAD 83 SEE NOTE 7)

CONTROL POINT  
CONCRETE MONUMENT  
N 187824.52 S 85 (E071) (493)  
E 237896.72  
ELEV. 21.45 (NAD 83 SEE NOTE 7)











# CONSTRUCTION DOCUMENTS

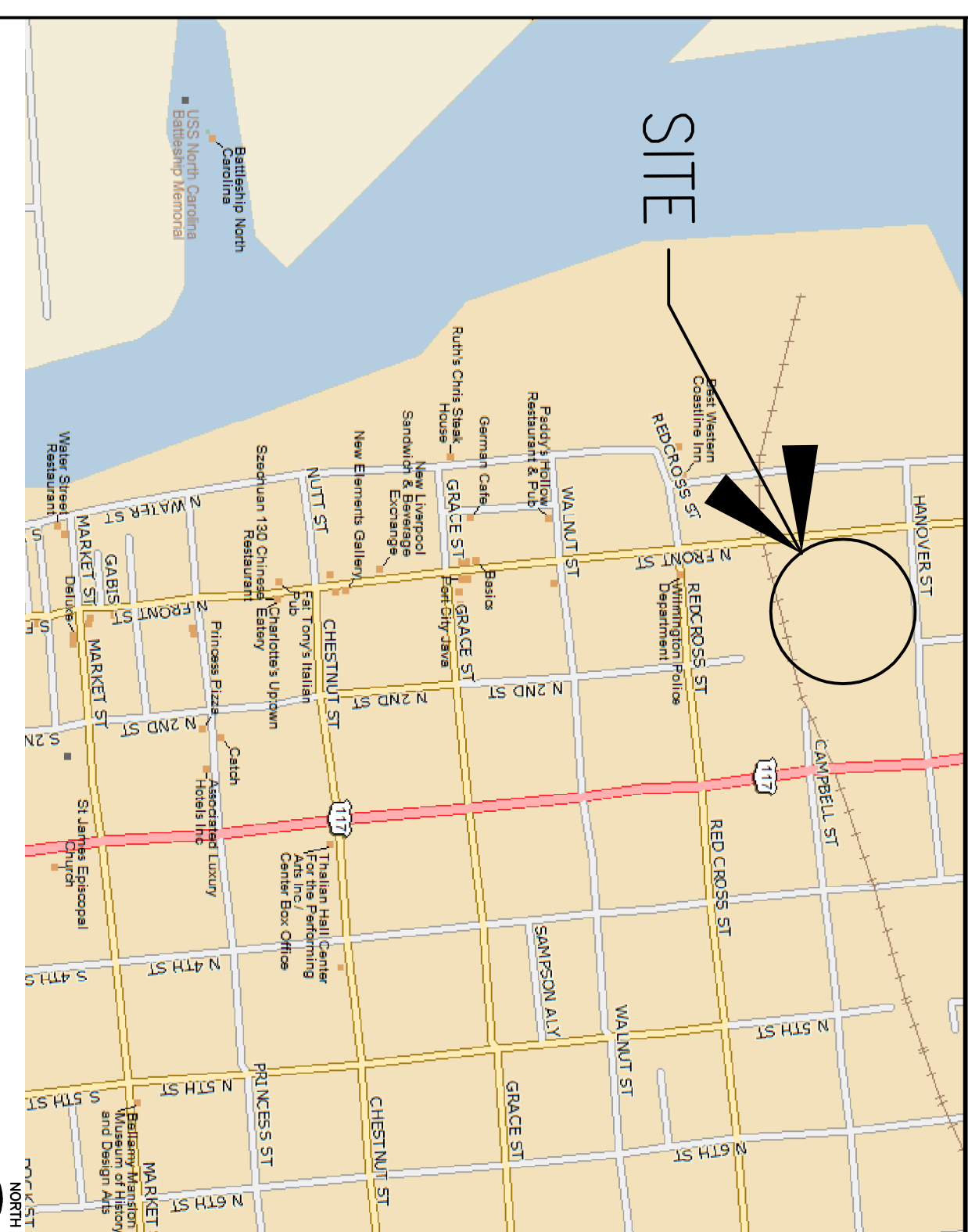
## CAPE FEAR COMMUNITY COLLEGE

# SCHWARTZ CENTER RENOVATION & ADDITION

## WILMINGTON, NORTH CAROLINA

### SCHEDULE OF DRAWINGS

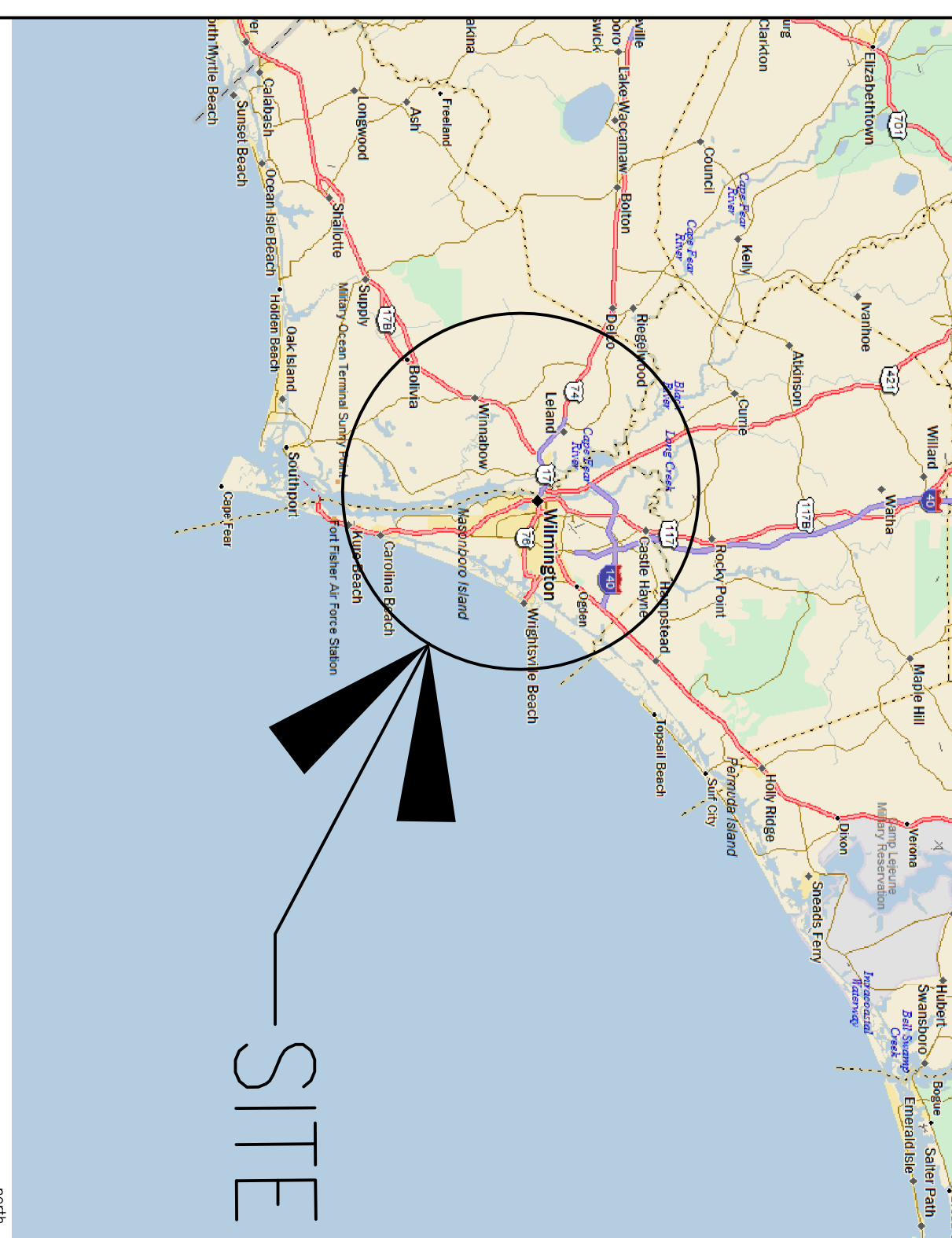
COV-1	COVER SHEET
DO1-1	BUILDING CODE SUMMARY
DO1-2	LIFE SAFETY PLAN MAIN BUILDING
C-100	EXISTING CONDITIONS & TOPOGRAPHIC SURVEY
C-101	DEMOLITION SITE PLAN
C-102	SITE GRADING PLAN
C-103	SITE LAYOUT PLAN
C-104	SITE UTILITY PLAN
C-105	SITE DETAILS & NOTES
L0.01	LANDSCAPING SHEET INDEX & GENERAL NOTES
L1.01	LANDSCAPING LAYOUT AND MATERIALS PLAN
L1.02	ALTERNATE BID SIDEWALK SITE PLAN & MATERIAL PLAN
L2.01	TREE PRESERVATION & REMOVAL PLAN
L3.01	PLANTING PLAN AND PLANT LIST
L3.02	PLANTING DETAILS
L4.01	SITE DETAILS
A-000	ARCHITECTURAL SITE PLAN
A-100	EXISTING CONDITIONS FIRST FLOOR PLAN
A-101	FIRST FLOOR PLAN NEW WORK
A-101A	UPPER LEVEL GYM & MECH. LOFT FLOOR PLAN
A-102	GYMNASIUM COURT MARRIAGES PLAN
A-103	ENLARGED FLOOR PLANS
A-201	ROOF PLAN
A-202	ROOF DETAILS
A-301	ROOF DETAILS
A-302	ROOF DETAILS
A-303	ROOF DETAILS
A-304	ROOF DETAILS
A-401	BUILDING ELEVATIONS
A-501	WALL SECTIONS
A-502	WALL SECTIONS
A-503	WALL SECTIONS
A-504	WALL SECTIONS
A-505	WALL SECTIONS
A-506	WALL SECTIONS
A-601	ROOM FINISH & DOOR SCHEDULES
A-701	INTERIOR ELEVATIONS & CASEWORK ELEVATIONS
A-801	INTERIOR ELEVATIONS & CASEWORK ELEVATIONS REFLECTED CEILING PLAN
S-101	STRUCTURAL GENERAL NOTES
S-102	STRUCTURAL LEGEND, NOTES, AND DETAILS
S-103	STRUCTURAL SPECIAL INSPECTIONS TABLES
S-201	FOUNDATION PLAN, NOTES, & SCHEDULES
S-202	ROOF FRAMING PLAN, NOTES, & SCHEDULES
S-301	STRUCTURAL SECTIONS AND DETAILS
F-001	FIRE PROTECTION GENERAL NOTES AND DETAILS
F-101	FIRE PROTECTION PLAN - DEMOLITION
F-201	FIRE PROTECTION PLAN RENOVATION
P-001	PLUMBING LEGEND, SCHEDULES, AND DETAILS
P-002	PLUMBING DETAILS
P-101	PLUMBING FLOOR PLAN - DEMOLITION
P-201	PLUMBING FLOOR PLAN - FIRST FLOOR RENOVATION
P-202	PLUMBING ROOF PLAN
P-301	PLUMBING PLAN - EXISTING MECHANICAL LOFT
P-401	ENLARGED PLUMBING PLAN - WASTE AND VENT
P-402	ENLARGED PLUMBING PLAN - DOMESTIC WATER AND GAS
M-001	MECHANICAL LEGEND, ENERGY SCHEDULES, AND DETAILS
M-101	MECHANICAL PLAN - DEMOLITION
M-201	MECHANICAL FLOOR PLAN - RENOVATION
M-202	MECHANICAL ROOF PLAN
M-301	MECHANICAL LOFT PLAN & SERVICE YARD
M-401	MECHANICAL CONTROL DIAGRAMS
M-501	MECHANICAL SCHEDULES
E-001	ELECTRICAL NOTES, LEGEND, AND DETAILS
E-011	ELECTRICAL SITE PLAN
ED-101	ELECTRICAL DEMOLITION PLAN
E-101	ELECTRICAL POWER PLAN
E-111	ELECTRICAL LIGHTING PLAN
E-121	ELECTRICAL AUXILIARY SYSTEMS PLAN
E-501	ELECTRICAL DETAILS
E-502	ELECTRICAL DETAILS
E-601	ELECTRICAL SCHEDULES



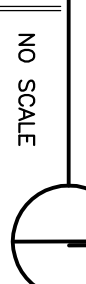
LOCATION MAP



NO SCALE



VICINITY MAP



NO SCALE

### KEY TO SYMBOLS

	COLUMN LINE		EXTERIOR BUILDING ELEVATION SEE CHAPTER 400 DRAWINGS
	ROOM NUMBER ROOM FINISH SCHEDULE INCLUDED IN SPECIFICATION MANUAL		OAKENR ELEVATION SEE CHAPTER 700 DRAWINGS
	DOOR NUMBER SEE DOOR SCHEDULE AND SPECIFICATION MANUAL		BUILDING ELEVATION SEE CHAPTER 400 DRAWINGS
	PLAN EQUIPMENT SYMBOL		BUILDING SECTION SEE CHAPTER 500 DRAWINGS
	HOLLOW METAL FRAME NUMBER SEE CHAPTER 600 DRAWINGS		WALL SECTION SEE CHAPTER 500 DRAWINGS
	ALUMINUM FRAME OR WINDOW NUMBER SEE CHAPTER 400 & 600 DRAWINGS		ROOF DETAIL SECTION SEE CHAPTER 300 DRAWINGS
	TOILET ACCESSORY NOTE SEE CHAPTER 200 DRAWINGS		SECTION ON DETAIL
	ELEVATION		
	FINISH FLOOR ELEVATION		
	SPOT ELEVATION		

### MATERIALS LEGEND

MATERIAL	PLAN	SECTION	ELEVATION
BRICK			
MASONRY BLOCK			
STEEL			
STONE OR GRAVEL			
COMPACTED EARTH			
CONCRETE			
CERAMIC TILE			
NEW DRYWALL PARTITION			
WOOD (FINISHED)			
WOOD (ROUGH)			
GLASS			
RIGID INSULATION			
BATT INSULATION			

MATERIALS LEGEND

**CONSULTANTS:**

**STRUCTURAL:** WOODS ENGINEERING

**MECHANICAL/PLUMBING:** CHEATHAM & ASSOCIATES, PA

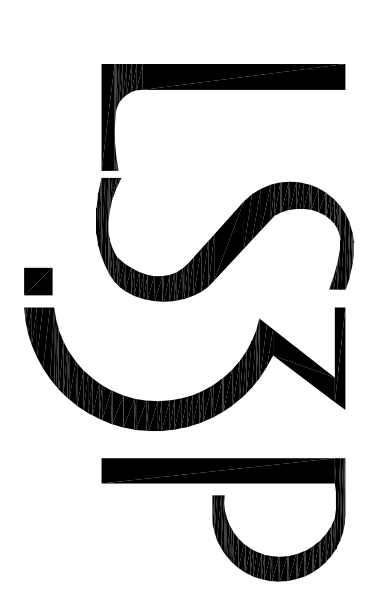
**ELECTRICAL:** CHEATHAM & ASSOCIATES, PA

**FIRE PROTECTION:** CHEATHAM & ASSOCIATES PA

**CIVIL:** NORRIS & TUNSTALL

**LANDSCAPING:** LAOCC INTERNATIONAL

**LS3P ASSOCIATES LTD.**  
101 NORTH THIRD STREET SUITE 500  
WILMINGTON, NORTH CAROLINA 28401  
TEL. 910.790.9901 FAX 910.709.3111  
WWW.LS3P.COM




05 MAY 2017


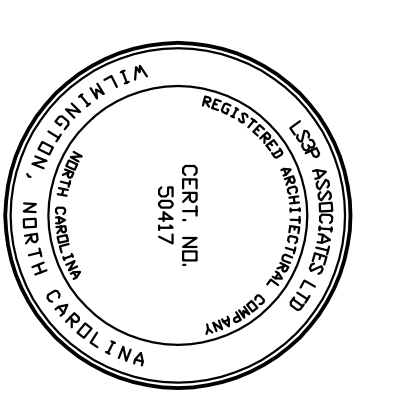
SCHWARTZ CENTER RENOVATION & ADDITION  
CAPE FEAR COMMUNITY COLLEGE

CONSTRUCTION DOCUMENTS

DEPT. OF COMMUNITY COLLEGES  
SCHWARTZ CENTER  
RENOVATION & ADDITION  
STATE ID #: 16-14200-01A  
NCCCS # 2102



**LS3P ASSOCIATES LTD.**  
101 NORTH THIRD STREET SUITE 500  
WILMINGTON, NORTH CAROLINA 28401  
TEL. 910.790.9901 FAX 910.709.3111  
WWW.LS3P.COM



MEMBER OF THE AMERICAN SOCIETY OF ARCHITECTS  
COPYRIGHT 2017 ALL RIGHTS RESERVED  
DOCUMENTATION MAY NOT BE REPRODUCED  
OR TRANSMITTED IN ANY FORM WITHOUT WRITTEN  
PERMISSION FROM LS3P ASSOCIATES LTD.


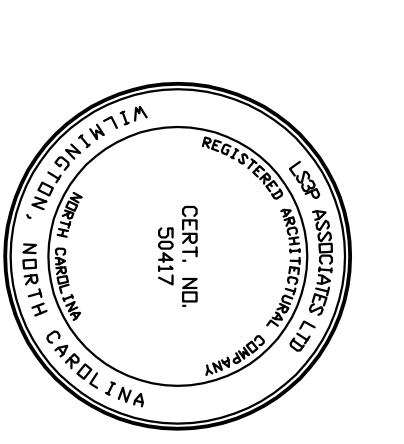
REVISIONS:

PROJECT: 7202-165060  
DATE: 05/05/2017  
DRAWN BY: ACA  
CHECKED BY: ACA

COVER SHEET  
COV-1

SOLUTIONS THROUGH LISTENING  
SERVICE BY DESIGN





MEMBER OF THE AMERICAN INSTITUTE OF ARCHITECTS  
COPYRIGHT 2017 ALL RIGHTS RESERVED  
DOCUMENTATION MAY NOT BE REPRODUCED  
IN ANY FORM WITHOUT WRITTEN  
PERMISSION FROM LSP ASSOCIATES LTD.

REVISIONS:

PROJECT: 7202-165050  
DATE: 06/06/2017  
DRAWN BY: ACA  
CHECKED BY: ACA

BUILDING CODE SUMMARY

DOI-1

STRUCTURAL DESIGN SEE STRUCTURAL DRAWINGS FOR DESIGN LOADS

Wind Load: \_\_\_\_\_ mph (ASCE 7-10)  
Exposure Category: \_\_\_\_\_  
Wind Base Shear (per MWFRS):  $V_x = \dots$   $V_y = \dots$

SEISMIC DESIGN CATEGORY:  A  B  C  D  
Compliance with Section 1616.4.4 may?  Yes  No

Provide the following Seismic Design Parameters:  
Seismic Design Category (Table 1606.5-1)  I  II  III  IV  
Risk Category (Table 1612.5.2)  I  II  III  IV  
Site Classification (Table 1613.5.3)  A  B  C  D  E  
Data Collection System  Field Test  Presumptive  Historical Data

ENERGY REQUIREMENTS

Method of Compliance:  Prescriptive (Energy Code)  
 Performance (Energy Code)  
 Performance (ASHRAE 90.1)  
 Performance (ASHRAE 90.1)

THERMAL ENVELOPE (Building Addition)

Roof/Upright Assembly U-factor:  $U = 1/7$  ROOF, 1/2" ROCKWOOL BATT, 5" EPS INSUL., NEW, EXC.  
U-value of total assembly: 0.29  
U-value of wall assembly: 0.29  
U-value of floor assembly: 0.29  
U-value of ceiling assembly: 0.29  
U-value of window assembly: 0.29

MECHANICAL SYSTEMS AND EQUIPMENT

Method of Compliance:  Prescriptive (Energy Code)  
 Performance (Energy Code)  
 Performance (ASHRAE 90.1)  
 Performance (ASHRAE 90.1)

ELECTRICAL SYSTEM AND EQUIPMENT

Method of Compliance:  Prescriptive (Energy Code)  
 Performance (Energy Code)  
 Performance (ASHRAE 90.1)  
 Performance (ASHRAE 90.1)

MECHANICAL DESIGN

Supply Air Temperature: \_\_\_\_\_  
Return Air Temperature: \_\_\_\_\_  
Supply Air Flow: \_\_\_\_\_  
Return Air Flow: \_\_\_\_\_

MECHANICAL SERVICE SYSTEMS AND EQUIPMENT

Method of Compliance:  Prescriptive (Energy Code)  
 Performance (Energy Code)  
 Performance (ASHRAE 90.1)  
 Performance (ASHRAE 90.1)

DESIGNER STATEMENT

I, THE ENGINEER AND ARCHITECT, THE DESIGNER OF THIS BUILDING COMPLIES WITH THE THERMAL ENVELOPE REQUIREMENTS OF THE NORTH CAROLINA STATE BUILDING CODE VOLUME X - ENERGY.  
SIGNER: CHARLES H. BONEY, JR.  
TITLE: PRINCIPAL ARCHITECT

FIRE PROTECTION REQUIREMENTS

Life Safety Plan Sheet #1 provided: 000-2

Standard Egress:  No  Yes  
Elevator:  No  Yes  
Stair:  No  Yes

Smoke:  No  Yes  
Fire Alarm:  No  Yes  
Fire Detection:  No  Yes

Fire Alarm:  No  Yes  
Fire Detection:  No  Yes  
Fire Alarm:  No  Yes

Fire Alarm:  No  Yes  
Fire Detection:  No  Yes  
Fire Alarm:  No  Yes

Fire Alarm:  No  Yes  
Fire Detection:  No  Yes  
Fire Alarm:  No  Yes

Fire Alarm:  No  Yes  
Fire Detection:  No  Yes  
Fire Alarm:  No  Yes

Fire Alarm:  No  Yes  
Fire Detection:  No  Yes  
Fire Alarm:  No  Yes

Fire Alarm:  No  Yes  
Fire Detection:  No  Yes  
Fire Alarm:  No  Yes

Fire Alarm:  No  Yes  
Fire Detection:  No  Yes  
Fire Alarm:  No  Yes

Fire Alarm:  No  Yes  
Fire Detection:  No  Yes  
Fire Alarm:  No  Yes

Fire Alarm:  No  Yes  
Fire Detection:  No  Yes  
Fire Alarm:  No  Yes

Fire Alarm:  No  Yes  
Fire Detection:  No  Yes  
Fire Alarm:  No  Yes

Fire Alarm:  No  Yes  
Fire Detection:  No  Yes  
Fire Alarm:  No  Yes

Fire Alarm:  No  Yes  
Fire Detection:  No  Yes  
Fire Alarm:  No  Yes

Fire Alarm:  No  Yes  
Fire Detection:  No  Yes  
Fire Alarm:  No  Yes

Fire Alarm:  No  Yes  
Fire Detection:  No  Yes  
Fire Alarm:  No  Yes

Fire Alarm:  No  Yes  
Fire Detection:  No  Yes  
Fire Alarm:  No  Yes

Name of Project: SCHWARTZ CENTER RENOVATION & ADDITION - ONE YEAR CONJUNT DEDUCE  
Address: 600 NORTH THIRD STREET, WILMINGTON, NORTH CAROLINA 28401  
Proposed User: CHARNOCK, LOREN, OFFICES, & SERVICE SERVICES  
Owner or Authorized Agent: DAVID DAVENY, PRINCIPLE # 310-582-7895  
Owned By: NEW HANOVER COUNTY  
Code Enforcement Jurisdiction: City/County: NEW HANOVER COUNTY

Lead Design Professional: CHARLES H. BONEY, JR., F.A.S.  
Designer: LSP ASSOCIATES, LTD., CHARLES H. BONEY, JR., 4276 LINDSEY # 210, FARMINGDALE, NY 11737  
Client: LSP ASSOCIATES, LTD., PHIL WAGNER, 3015-202-5800  
Architect: ORIGINAL & ASSOCIATES, MARK CHORNOCK, 17993  
Electrical: ORIGINAL & ASSOCIATES, MARK CHORNOCK, 17993  
Mechanical: ORIGINAL & ASSOCIATES, MARK CHORNOCK, 17993  
Structural: ORIGINAL & ASSOCIATES, MARK CHORNOCK, 17993  
Civil: ORIGINAL & ASSOCIATES, MARK CHORNOCK, 17993  
Interior: ORIGINAL & ASSOCIATES, MARK CHORNOCK, 17993  
Landscape: ORIGINAL & ASSOCIATES, MARK CHORNOCK, 17993  
Other: ORIGINAL & ASSOCIATES, MARK CHORNOCK, 17993

2012 EDITION OF NC-CODE FOR:  New Construction  Addition  Alteration  
EXISTING:  Reconstruction  Alteration  Repair  Renovation  
CONSTRUCTED: 5/8/1997 ORIGINAL USE(S) (C-3): COMMERCIAL  
RENOVATED: CURRENT USE(S) (C-3): COMMERCIAL  
PROPOSED USE(S) (C-3): COMMERCIAL

BASIC BUILDING DATA  
Construction Type:  I-A  I-B  II-A  II-B  II-C  III-A  III-B  III-C  IV-A  IV-B  
Mixed Construction:  No  Yes  
Sprinklers:  NFPA 13  NFPA 13R  NFPA 30  
Standpipes:  No  Yes  
Fire Alarm:  No  Yes  
Fire Detection:  No  Yes

Building Height: 32 Feet  
Gross Building Area: NEW ADDITION (SF) SUBTOTAL HEATED FLOOR AREA  
1st Floor: 23,831 6,225 29,756  
2nd Floor: NA NA NA  
Gross Total Area: 29,756 29,756

ALLOWABLE AREA  
Occupancy:  C-1  C-2  C-3  C-4  
Business:  Educational  Factory:  F-1 Moderate  F-2 Low Hazardous:  H-1 Moderate  H-2 Delineated  H-3 Combined  H-4 Health  H-5 High Hazardous:  H-6  H-7  H-8  H-9  H-10  H-11  H-12  H-13  H-14  H-15  
L-3 Condition:  1  2  3  4  5  
Mezzanine:  R-1  R-2  R-3  R-4  
Storage:  S-1 Moderate  S-2 Low  S-3 High-piled  
Utility & Miscellaneous:  Industrial Uses (Table 508.2.5)  
 Rooms where any piece of equipment is over 400,000 Btu per hour input  
 Rooms with boilers where the largest piece of equipment is over 15 psf and 10 horsepower  
 Refrigerant machine room  
 Hydrogen outlet room, not classified as Group H  
 Inhalation rooms  
 Paint shops, not classified as Group H, located in occupancies other than Group F  
 Laboratories and medical shops, not classified as Group H, located in a Group E of I-2 occupancy  
 Laundry rooms over 100 square feet  
 Group 1-3 cells equipped with padded surfaces  
 Group 1-2 waste and linen collection rooms over 100 square feet  
 Waste and linen collection rooms over 100 square feet  
 Stationary storage systems having a liquid capacity of more than 50 gallons, or a capacity of 1,000 pounds used for highly flammable, volatile, or unattended power supplies  
 Rooms containing fire pumps  
 Group 1-2 storage rooms over 100 square feet  
 Group 1-2 commercial kitchens  
 Group 1-2 buildings equal to or less than 100 square feet  
 Group 1-2 rooms or spaces that contain locked heating equipment  
 Special Uses:  402  403  404  405  406  407  408  409  410  411  412  413  414  415  416  417  418  419  420  421  422  423  424  425  426  427  
Special Provisions:  509.2  509.3  509.4  509.6  509.7  509.8  509.9

MECHANICAL DESIGN  
Supply Air Temperature: \_\_\_\_\_  
Return Air Temperature: \_\_\_\_\_  
Supply Air Flow: \_\_\_\_\_  
Return Air Flow: \_\_\_\_\_

MECHANICAL SERVICE SYSTEMS AND EQUIPMENT  
Method of Compliance:  Prescriptive (Energy Code)  
 Performance (Energy Code)  
 Performance (ASHRAE 90.1)  
 Performance (ASHRAE 90.1)

ELECTRICAL SYSTEM AND EQUIPMENT  
Method of Compliance:  Prescriptive (Energy Code)  
 Performance (Energy Code)  
 Performance (ASHRAE 90.1)  
 Performance (ASHRAE 90.1)

MECHANICAL DESIGN  
Supply Air Temperature: \_\_\_\_\_  
Return Air Temperature: \_\_\_\_\_  
Supply Air Flow: \_\_\_\_\_  
Return Air Flow: \_\_\_\_\_

MECHANICAL SERVICE SYSTEMS AND EQUIPMENT  
Method of Compliance:  Prescriptive (Energy Code)  
 Performance (Energy Code)  
 Performance (ASHRAE 90.1)  
 Performance (ASHRAE 90.1)

ELECTRICAL SYSTEM AND EQUIPMENT  
Method of Compliance:  Prescriptive (Energy Code)  
 Performance (Energy Code)  
 Performance (ASHRAE 90.1)  
 Performance (ASHRAE 90.1)

MECHANICAL DESIGN  
Supply Air Temperature: \_\_\_\_\_  
Return Air Temperature: \_\_\_\_\_  
Supply Air Flow: \_\_\_\_\_  
Return Air Flow: \_\_\_\_\_

MECHANICAL SERVICE SYSTEMS AND EQUIPMENT  
Method of Compliance:  Prescriptive (Energy Code)  
 Performance (Energy Code)  
 Performance (ASHRAE 90.1)  
 Performance (ASHRAE 90.1)

ELECTRICAL SYSTEM AND EQUIPMENT  
Method of Compliance:  Prescriptive (Energy Code)  
 Performance (Energy Code)  
 Performance (ASHRAE 90.1)  
 Performance (ASHRAE 90.1)

MECHANICAL DESIGN  
Supply Air Temperature: \_\_\_\_\_  
Return Air Temperature: \_\_\_\_\_  
Supply Air Flow: \_\_\_\_\_  
Return Air Flow: \_\_\_\_\_

MECHANICAL SERVICE SYSTEMS AND EQUIPMENT  
Method of Compliance:  Prescriptive (Energy Code)  
 Performance (Energy Code)  
 Performance (ASHRAE 90.1)  
 Performance (ASHRAE 90.1)

ELECTRICAL SYSTEM AND EQUIPMENT  
Method of Compliance:  Prescriptive (Energy Code)  
 Performance (Energy Code)  
 Performance (ASHRAE 90.1)  
 Performance (ASHRAE 90.1)

MECHANICAL DESIGN  
Supply Air Temperature: \_\_\_\_\_  
Return Air Temperature: \_\_\_\_\_  
Supply Air Flow: \_\_\_\_\_  
Return Air Flow: \_\_\_\_\_

MECHANICAL SERVICE SYSTEMS AND EQUIPMENT  
Method of Compliance:  Prescriptive (Energy Code)  
 Performance (Energy Code)  
 Performance (ASHRAE 90.1)  
 Performance (ASHRAE 90.1)

ALLOWABLE HEIGHT	HEIGHT	HEIGHT	HEIGHT	HEIGHT
1	5	10	15	20
2	10	15	20	25
3	15	20	25	30
4	20	25	30	35
5	25	30	35	40
6	30	35	40	45
7	35	40	45	50
8	40	45	50	55
9	45	50	55	60
10	50	55	60	65
11	55	60	65	70
12	60	65	70	75
13	65	70	75	80
14	70	75	80	85
15	75	80	85	90
16	80	85	90	95
17	85	90	95	100
18	90	95	100	105
19	95	100	105	110
20	100	105	110	115
21	105	110	115	120
22	110	115	120	125
23	115	120	125	130
24	120	125	130	135
25	125	130	135	140
26	130	135	140	145
27	135	140	145	150
28	140	145	150	155
29	145	150	155	160
30	150	155	160	165
31	155	160	165	170
32	160	165	170	175
33	165	170	175	180
34	170	175	180	185
35	175	180	185	190
36	180	185	190	195
37	185	190	195	200
38	190	195	200	205
39	195	200	205	210
40	200	205	210	215
41	205	210	215	220
42	210	215	220	225
43	215	220	225	230
44	220	225	230	235
45	225	230	235	240
46	230	235	240	245
47	235	240	245	250
48	240	245	250	255
49	245	250	255	260
50	250	255	260	265
51	255	260	265	270
52	260	265	270	275
53	265	270	275	280
54	270	275	280	285
55	275	280	285	290
56	280	285	290	295
57	285	290	295	300
58	290	295	300	305
59	295	300	305	310
60	300	305	310	315
61	305	310	315	320
62	310	315	320	325
63	315	320	325	330
64	320	325	330	335
65	325	330	335	340
66	330	335	340	345
67	335	340	345	350
68	340	345	350	355
69	345	350	355	360
70	350	355	360	365
71	355	360	365	370
72	360	365	370	375
73	365	370	375	380
74	370	375	380	385
75	375	380	385	390
76	380	385	390	395
77	385	390	395	400
78	390	395	400	405
79	395	400	405	410
80	400	405	410	415
81	405	410	415	420
82	410	415	420	425
83	415	420	425	430
84	420	425	430	435
85	425	430	435	440
86	430	435	440	445
87	435	440	445	450
88	440	445	450	455
89	445	450	455	460
90	450	455	460	465
91	455	460	465	470
92	460	465	470	475
93	465	470	475	480
94	470	475	480	485
95	475	480	485	490
96	480	485	490	



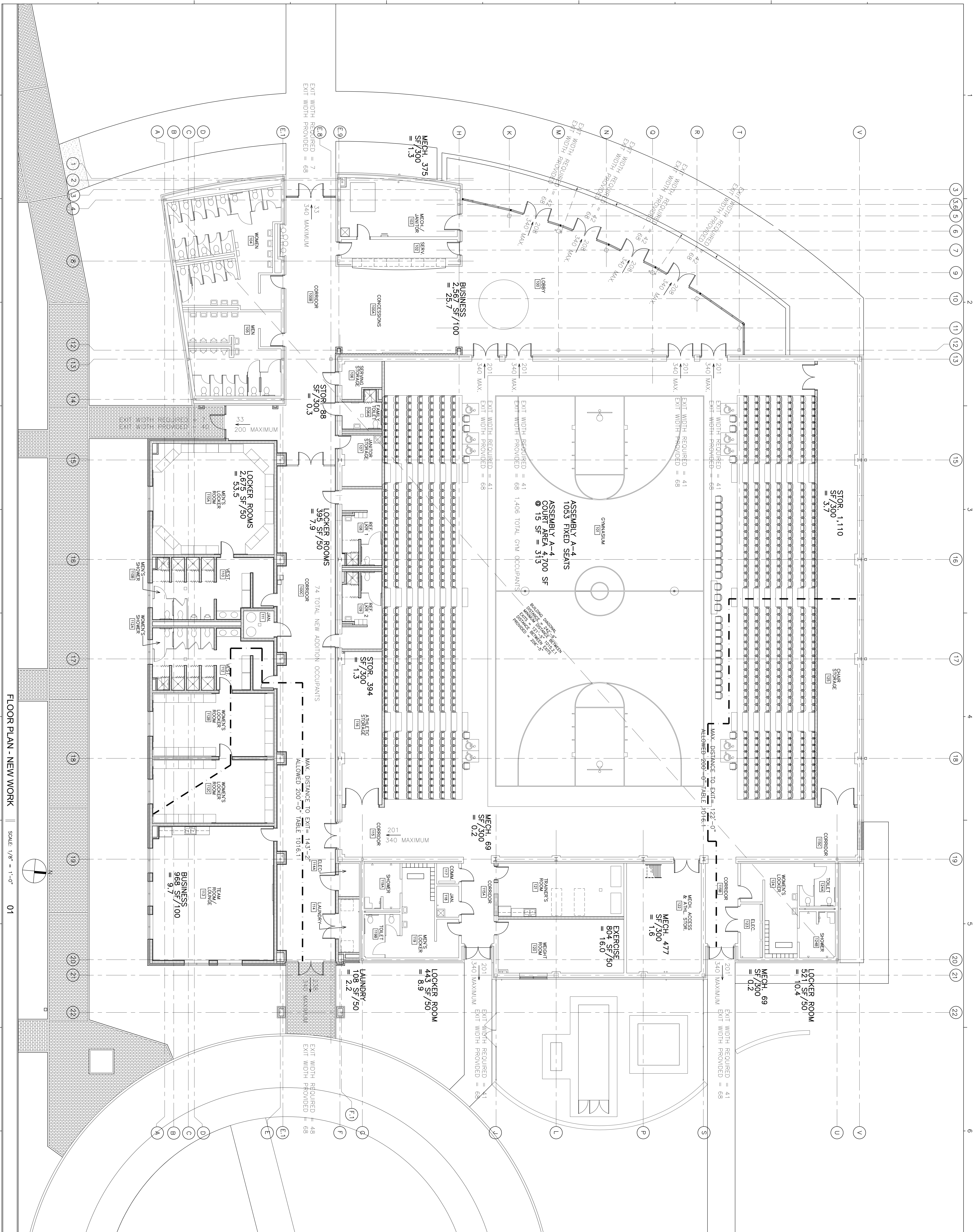
MEMBER OF THE AMERICAN INSTITUTE OF ARCHITECTS  
COPYRIGHT 2017 ALL RIGHTS RESERVED  
DOCUMENTATION MAY NOT BE REPRODUCED  
IN ANY FORM WITHOUT WRITTEN  
PERMISSION FROM LSP ASSOCIATES LTD.

REVISIONS:

PROJECT: 7202-165060  
DATE: 06/08/2017  
DRAWN BY: ACA  
CHECKED BY: ACA

LIFE SAFETY FLOOR PLAN

DOI-2



1 2 3 4 5 6

A B C D E

3 3.6 5 6 7 9 10 11 12 13 15 16 17 18 19 20 21 22

1 2 3 4 8 12 13 14 15 16 17 18 19 20 21 22

A B C D E